



**Maharaja Agrasen Institute of Management Studies**  
**(A unit of Maharaja Agrasen Technical Education Society)**  
**Affiliated to GGSIP University; Recognized u/s 2(f) of UGC**  
**NAAC Accredited with Grade "A++"**



**Recognized by Bar Council of India; ISO 9001:2015 Certified Institute**  
**Maharaja Agrasen Chowk, Sector-22, Rohini, Delhi-110086, INDIA**

**[www.maims.ac.in](http://www.maims.ac.in)**

## **DEPARTMENT OF COMMERCE**

**Email: [hodcommerce@maims.ac.in](mailto:hodcommerce@maims.ac.in)**

**Prof. (Dr.) Manju Gupta**

**Ph: 9811871455**

**Head, Department of Commerce**

Monday, 19<sup>th</sup> February, 2024

## **Webinar on Unlocking Market Predictions**

**Academic Year: 2024-25**

**Name of Event:** Webinar on Unlocking Market Predictions.

**Organized By:** Prof. Manju Gupta, HOD, & Dr. Rachna Jain, Associate Professor,  
Department of Commerce

**Date of the Event:** 19<sup>th</sup> February, 2025

**Time of the Event:** 11:00 am onwards

**Location:** Google Meet

**Number of Students participated:** 101

## Webinar on Unlocking Market Predictions

On 19<sup>th</sup> February 2024, Maharaja Agrasen Institute of Management Studies conducted an insightful webinar titled "Unlocking Market Predictions Using Chart Patterns." The event aimed to educate students, traders, and market enthusiasts on the importance of technical analysis and how chart patterns can help predict market movements. The session was hosted virtually and featured distinguished speakers from the field of finance and trading.

The webinar featured keynote speaker Dr Meghna Aggarwal, Assistant Professor at Deen Dayal Upadhaya College, University of Delhi. She is a distinguished scholar in Commerce and Economics, with an impressive academic background that includes an M.Com., a Ph.D. in Commerce, and an M.A. in Economics. As a prolific author, she has penned 13 influential books that have contributed significantly to the fields of finance and economics. As a dedicated educator, she conducts skill enrichment programs on the Basics of Stock Market and Technical Analysis, aimed at empowering individuals with practical financial knowledge. Dr. Meghna Mam's commitment to education and research is matched by her passion for making complex financial concepts accessible to a broader audience. Her latest work in microeconomics reflects her dedication to advancing understanding in her field and her ability to communicate intricate ideas with clarity and insight.

Participants included students, faculty members, and industry professionals eager to gain practical insights into market prediction techniques.

The screenshot displays a Google Meet interface during a webinar. The main content area shows a presentation slide with the following text:

**MAHARAJA AGRASEN INSTITUTE OF MANAGEMENT STUDIES**  
Department of Commerce

**WEBINAR**  
**UNLOCKING MARKET PREDICTIONS USING CHART PATTERNS**

DATE: 19 FEB, 2025 | TIME: 11 AM-1 PM

**Dr. Meghna Aggarwal**  
Assistant Professor  
Department of Commerce  
Deen Dayal Upadhaya College  
University of Delhi

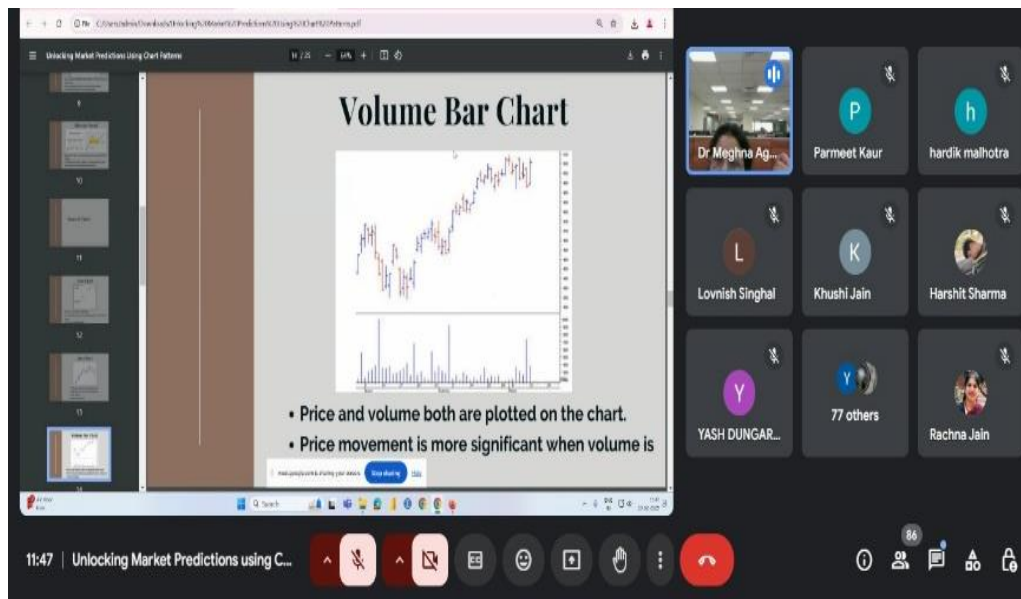
Prof. Dr. Rajiv Malhotra, Director, Institute  
Prof. Dr. J. Manoj Kumar, HOD, Department of Commerce, IIMB

COMMODITY  
Dr. Rakesh Jain  
Associate Professor, Department of Commerce

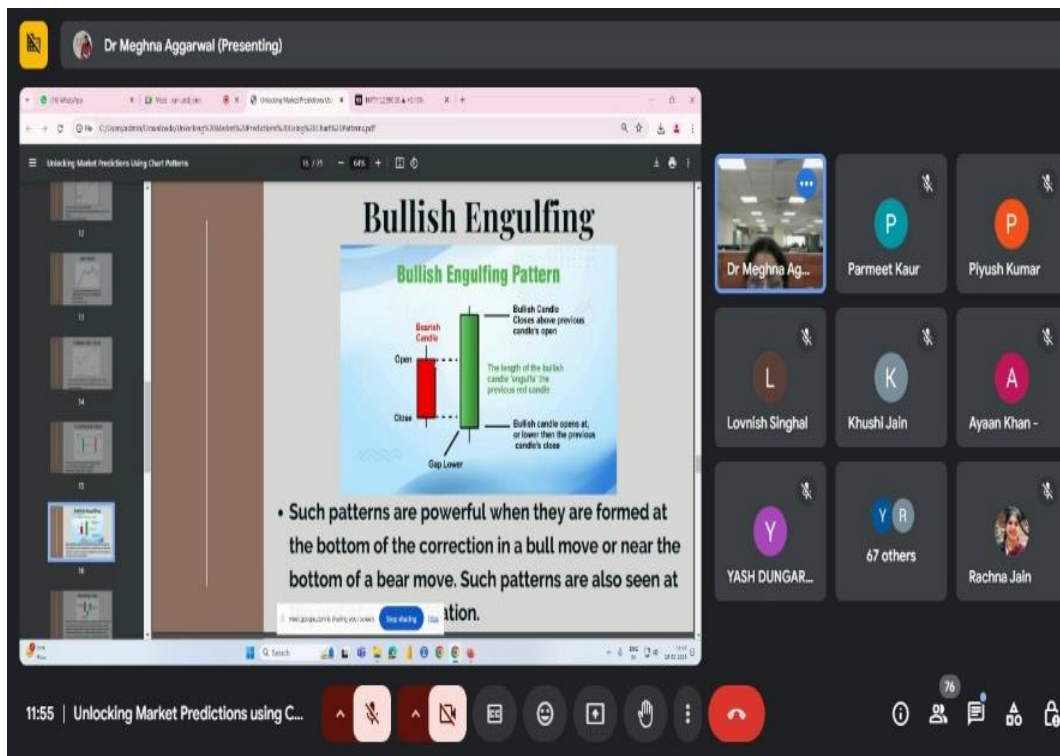
The interface also shows a grid of participants: Karun Garg (not allowed to join), Parmeet Kaur, Manav Mehendir..., hardik malhotra, Abhishek Bhard..., Harshit Sharma, Ayaan Khan, 92 others, and Rachna Jain. The bottom of the screen shows the Windows taskbar with the time 11:13 and date 19-02-2025.

**Key Topics Covered** the session covered several crucial aspects of market predictions using chart patterns:

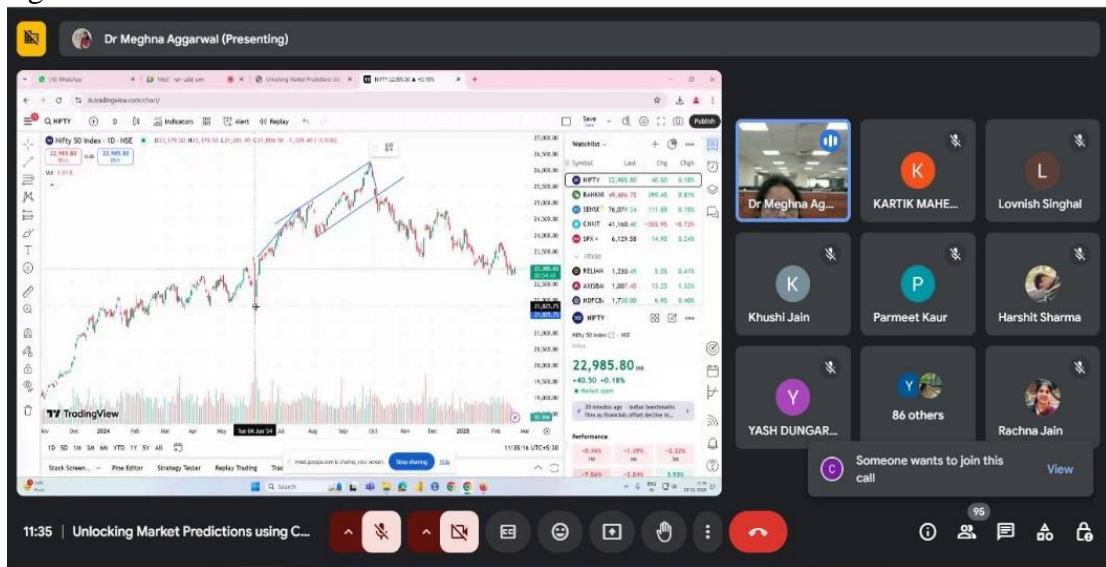
1. **Introduction to Technical Analysis** – Understanding the basics and significance of technical analysis in trading.
2. **Common Chart Patterns** – Explanation of head and shoulders, double tops and bottoms, triangles, and flags.



3. **Interpreting Market Trends** – How to analyze bullish and bearish trends using historical price data.



**4. Practical Application of Chart Patterns** – Case studies and real-market examples demonstrating effective trading strategies.



**5. Risk Management Techniques** – Methods to mitigate risks while trading using technical indicators and stop-loss strategies.

**6. Interactive Q&A Session** – Participants engaged with experts, clarifying doubts, and discussing practical challenges in applying chart patterns.

The webinar successfully provided attendees with a deeper understanding of market predictions using chart patterns. The interactive nature of the session allowed participants to gain practical insights from experts and apply learned concepts to real-world trading scenarios. The event concluded with positive feedback from attendees, highlighting the importance of such educational initiatives in bridging the gap between theoretical knowledge and practical application in the financial markets.

*Rachna*

**Dr. Rachna Jain**  
**[Associate Professor, Department of Commerce]**