



MAHARAJA AGRASEN INSTITUTE OF MANAGEMENT OF STUDIES
Affiliated to GGSIP University NAAC 'A++' grade accredited. Approved by BCI & AICTE and
Recognized U/s 2(f) of UGC Act. ISO 9001:2015 Certified Institute



Outcome Assessment Results

Name of the Programme : BACHELOR OF ARTS (ECONOMICS HONS)

Batch : 2021-24

Program Outcomes

After the program the student will be able to:

PO1	Critical Thinking: Take informed actions after identifying the assumptions that frame our thinking and actions, checking out the degree to which these assumptions are accurate and valid, and looking at our ideas and decisions (intellectual, organizational, and personal) from different perspectives
PO2	Effective Communication: Speak, read, write and listen clearly in person and through electronic media in English and in one Indian language, and make meaning of the world by connecting people, ideas, books, media and technology
PO3	Social Interaction: Elicit views of others, mediate disagreements and help reach conclusions in group settings.
PO4	Effective Citizenship: Demonstrate empathetic social concern and equity centered national development, and the ability to act with an informed awareness of issues and participate in civic life through volunteering.
PO5	Ethics: Recognize different value systems including your own, understand the moral dimensions of your decisions, and accept responsibility for them
PO6	Environment and Sustainability: Understand the issues of environmental contexts and sustainable development.
PO7	Self-directed and Life-long Learning: Acquire the ability to engage in independent and life-long learning in the broadest context socio-technological changes.

Program Specific Outcomes

After the program the student will be able to:

PSO1	Demonstrate the behavioral patterns of different economic agents with advancement in theoretical subject matter and their applications.
PSO2	Build problem solving skills and logical ways to deal with various socio-economic issues using economic theories and concepts.
PSO3	Analyze trends in macroeconomic variables at regional, national, and global levels in context of functions of economic institutions.
PSO4	Construct theoretical and policy research using economic models and communication skills in an articulated manner

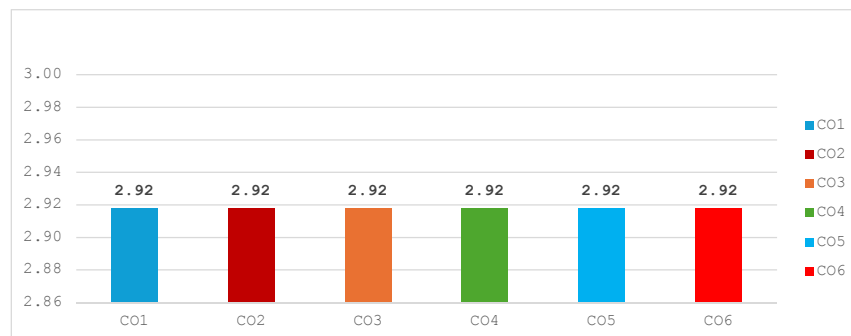
52	01161121621	MADAN MOHAN CHA	25	69	3	3	3	5	4	2	12.5	12.5	12.5	12.9	12.7	12.3	3	3	3	3	3	3
53	01261121621	SHIFA AHMED	20	51	4	3	5	5	5	2	9.9	9.7	10.1	10.1	10.1	9.5	2	2	2	2	2	2
54	01361121621	CHARU AGGARWAL	22	66	5	5	4	5	4	4	12	12	11.8	12	11.8	11.8	3	3	3	3	3	3
55	01461121621	NITESH BHANDARI	19	69	3	5	4	5	4	2	11.3	11.7	11.5	11.7	11.5	11.1	3	3	3	3	3	3
56	01561121621	SUJJAL GOGIA	21	65	5	3	4	4	4	5	11.7	11.3	11.5	11.5	11.5	11.7	3	3	3	3	3	3
57	01661121621	SHOBHIT BANGWAL	18	A	5	3	5	5	5	1	####	####	####	####	####	####	#VALUE!	####	####	####	####	####
58	01761121621	NITYA KATHPALIA	23	58	3	5	5	4	5	2	11	11.4	11.4	11.2	11.4	10.8	3	3	3	3	3	3
59	01861121621	ANANYA SHARMA	25	65	3	4	4	5	5	1	12.1	12.3	12.3	12.5	12.5	11.7	3	3	3	3	3	3
60	01961121621	DISHA MAHESHWAR	18	63	5	3	4	5	4	5	10.9	10.5	10.7	10.9	10.7	10.9	3	2	2	3	2	3
61	02061121621	VASU KUMAR	20	66	5	3	3	4	5	2	11.6	11.2	11.2	11.4	11.6	11	3	3	3	3	3	3
62	02161121621	SAANYA MOHANTY	22	69	5	5	5	4	4	2	12.3	12.3	12.3	12.1	12.1	11.7	3	3	3	3	3	3
63	02261121621	VISHWAS TYAGI	19	55	4	4	3	4	4	1	10.1	10.1	9.9	10.1	10.1	9.5	2	2	2	2	2	2
64	02361121621	PRABHLEEN KAUR	22	69	5	5	5	5	5	1	12.3	12.3	12.3	12.3	12.3	11.5	3	3	3	3	3	3
65	02461121621	SHINY DHINGRA	20	68	4	4	5	4	5	1	11.6	11.6	11.8	11.6	11.8	11	3	3	3	3	3	3
66	02561121621	SOMYA SINGH	25	66	3	5	4	5	5	3	12.2	12.6	12.4	12.6	12.6	12.2	3	3	3	3	3	3
67	02661121621	PARAS MEHTA	20	64	5	5	4	4	4	5	11.4	11.4	11.2	11.2	11.2	11.4	3	3	3	3	3	3
68	35161121621	SHRUTI ARORA	24	64	4	3	3	5	4	2	12	11.8	11.8	12.2	12	11.6	3	3	3	3	3	3
69	35261121621	VISHESH NARULA	22	64	3	5	4	4	4	4	11.4	11.8	11.6	11.6	11.6	11.6	3	3	3	3	3	3
70	35361121621	ZOYA SIDDIQUI	23	69	5	4	3	5	4	2	12.5	12.3	12.1	12.5	12.3	11.9	3	3	3	3	3	3
71	35461121621	KHUSH MADAN	22	65	4	4	3	4	5	4	11.7	11.7	11.5	11.7	11.9	11.7	3	3	3	3	3	3
72	35561121621	KUSHAGR DIXIT	22	66	3	4	3	4	4	4	11.6	11.8	11.6	11.8	11.8	11.8	3	3	3	3	3	3
73	35661121621	LOVEJEET KAUR	22	65	3	4	3	4	5	4	11.5	11.7	11.5	11.7	11.9	11.7	3	3	3	3	3	3

Total Students

73

Grading Scale	
Score: 60%-70%	1
70%-80%	2
More than 80%	3

Course Outcomes	Grading on Scale of 3	Distribution %			No. of students achieving Target	CO Target
		3	2	1		
CO1	2.92	88%	10%	0%	97.26%	Met
CO2	2.92	85%	12%	0%	97.26%	Met
CO3	2.92	86%	11%	0%	97.26%	Met
CO4	2.92	89%	8%	0%	97.26%	Met
CO5	2.92	89%	8%	0%	97.26%	Met
CO6	2.92	84%	14%	0%	97.26%	Met



Target: More than **70.00%** Students must achieve Grade **1** (Minimum 60%)

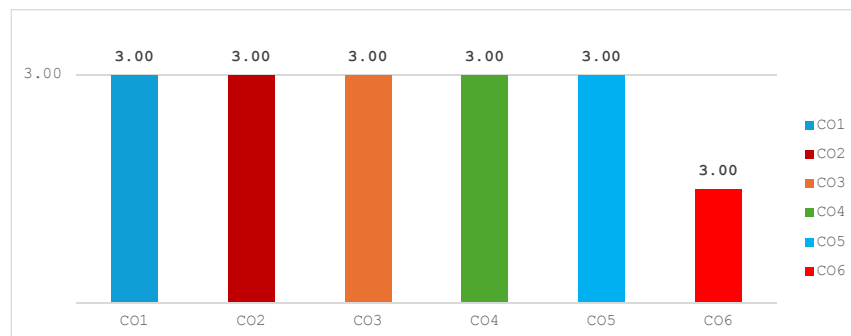
52	01161121621	MADAN MOHAN CHA	23	64	4	3	5	5	5	3	11.8	11.6	12	12	12	11.6	3	3	3	3	3	3
53	01261121621	SHIFA AHMED	20	64	4	5	3	4	5	5	11.2	11.4	11	11.2	11.4	11.4	3	3	3	3	3	3
54	01361121621	CHARU AGGARWAL	21	61	4	5	4	4	4	3	11.1	11.3	11.1	11.1	11.1	10.9	3	3	3	3	3	3
55	01461121621	NITESH BHANDARI	18	64	4	5	5	5	4	2	10.8	11	11	11	10.8	10.4	3	3	3	3	3	2
56	01561121621	SUJJAL GOGIA	22	60	4	4	3	4	5	1	11.2	11.2	11	11.2	11.4	10.6	3	3	3	3	3	2
57	01661121621	SHOBHIT BANGWAL	22	60	5	3	3	5	4	4	11.4	11	11	11.4	11.2	11.2	3	3	3	3	3	3
58	01761121621	NITYA KATHPALIA	25	54	4	4	5	5	4	3	11.2	11.2	11.4	11.4	11.2	11	3	3	3	3	3	3
59	01861121621	ANANYA SHARMA	20	63	3	5	4	4	4	2	10.9	11.3	11.1	11.1	11.1	10.7	3	3	3	3	3	2
60	01961121621	DISHA MAHESHWAR	24	60	4	3	3	5	4	2	11.6	11.4	11.4	11.8	11.6	11.2	3	3	3	3	3	3
61	02061121621	VASU KUMAR	15	65	3	5	4	5	5	3	10.1	10.5	10.3	10.5	10.5	10.1	2	2	2	2	2	2
62	02161121621	SAANYA MOHANTY	25	60	3	3	3	5	4	5	11.6	11.6	11.6	12	11.8	12	3	3	3	3	3	3
63	02261121621	VISHWAS TYAGI	19	64	3	3	4	4	4	4	10.8	10.8	11	11	11	11	3	3	3	3	3	3
64	02361121621	PRABHLEEN KAUR	25	63	5	5	3	4	4	5	12.3	12.3	11.9	12.1	12.1	12.3	3	3	3	3	3	3
65	02461121621	SHINY DHINGRA	21	60	5	5	3	4	5	1	11.2	11.2	10.8	11	11.2	10.4	3	3	3	3	3	2
66	02561121621	SOMYA SINGH	25	64	4	4	3	5	4	4	12.2	12.2	12	12.4	12.2	12.2	3	3	3	3	3	3
67	02661121621	PARAS MEHTA	21	58	3	5	4	4	4	4	10.6	11	10.8	10.8	10.8	10.8	2	3	3	3	3	3
68	35161121621	SHRUTI ARORA	22	61	4	3	3	4	4	5	11.3	11.1	11.1	11.3	11.3	11.5	3	3	3	3	3	3
69	35261121621	VISHESH NARULA	22	59	3	4	5	5	4	1	10.9	11.1	11.3	11.3	11.1	10.5	3	3	3	3	3	2
70	35361121621	ZOYA SIDDIQUI	23	60	4	5	4	5	5	5	11.4	11.6	11.4	11.6	11.6	11.6	3	3	3	3	3	3
71	35461121621	KHUSH MADAN	22	63	5	3	5	4	4	4	11.7	11.3	11.7	11.5	11.5	11.5	3	3	3	3	3	3
72	35561121621	KUSHAGR DIXIT	24	58	5	4	3	4	5	1	11.6	11.4	11.2	11.4	11.6	10.8	3	3	3	3	3	3
73	35661121621	LOVEJEET KAUR	22	58	4	3	3	5	5	2	11	10.8	10.8	11.2	11.2	10.6	3	3	3	3	3	2

Total Students

73

Grading Scale	
Score: 60%-70%	1
70%-80%	2
More than 80%	3

Course Outcomes	Grading on Scale of 3	Distribution %			No. of students achieving Target	CO Target
		3	2	1		
CO1	3.00	82%	16%	1%	100.00%	Met
CO2	3.00	84%	15%	1%	100.00%	Met
CO3	3.00	82%	16%	1%	100.00%	Met
CO4	3.00	85%	14%	1%	100.00%	Met
CO5	3.00	89%	10%	1%	100.00%	Met
CO6	3.00	66%	32%	3%	100.00%	Met



Target: More than **70.00%** Students must achieve Grade **1** (Minimum 60%)

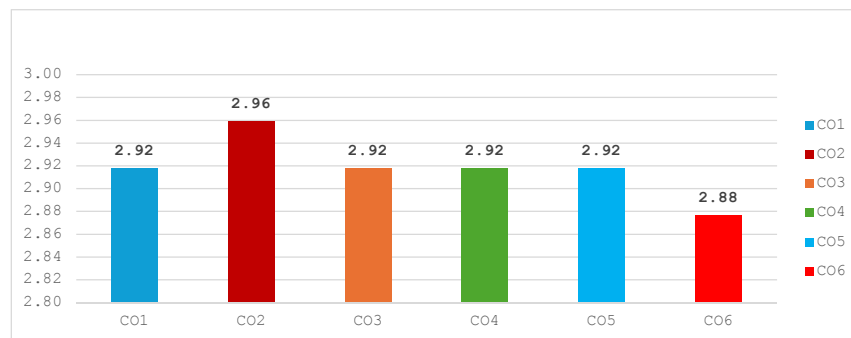
52	01161121621	MADAN MOHAN CHA	23	48	5	4	3	5	5	3	10.4	10.2	10	10.4	10.4	10	2	2	2	2	2	2
53	01261121621	SHIFA AHMED	24	40	3	5	4	4	5	4	9.4	9.8	9.6	9.6	9.8	9.6	1	2	2	2	2	2
54	01361121621	CHARU AGGARWAL	22	41	3	4	5	4	5	1	9.1	9.3	9.5	9.3	9.5	8.7	1	1	2	1	2	1
55	01461121621	NITESH BHANDARI	24	49	5	5	5	5	4	2	10.7	10.7	10.7	10.7	10.5	10.1	2	2	2	2	2	2
56	01561121621	SUJJAL GOGIA	23	44	4	5	4	4	4	4	9.8	10	9.8	9.8	9.8	9.8	2	2	2	2	2	2
57	01661121621	SHOBHIT BANGWAL	21	46	3	5	4	5	4	3	9.4	9.8	9.6	9.8	9.6	9.4	1	2	2	2	2	1
58	01761121621	NITYA KATHPALIA	22	41	3	3	5	5	4	3	9.1	9.1	9.5	9.5	9.3	9.1	1	1	2	2	1	1
59	01861121621	ANANYA SHARMA	20	43	5	5	4	4	5	1	9.3	9.3	9.1	9.1	9.3	8.5	1	1	1	1	1	1
60	01961121621	DISHA MAHESHWAR	21	49	4	5	5	5	4	3	9.9	10.1	10.1	10.1	9.9	9.7	2	2	2	2	2	2
61	02061121621	VASU KUMAR	19	43	4	4	5	4	5	5	8.9	8.9	9.1	8.9	9.1	9.1	1	1	1	1	1	1
62	02161121621	SAANYA MOHANTY	25	49	5	4	4	4	5	5	10.9	10.7	10.7	10.7	10.9	10.9	3	2	2	2	3	3
63	02261121621	VISHWAS TYAGI	21	50	3	5	5	4	5	4	9.8	10.2	10.2	10	10.2	10	2	2	2	2	2	2
64	02361121621	PRABHLEEN KAUR	24	41	5	5	3	5	4	1	9.9	9.9	9.5	9.9	9.7	9.1	2	2	2	2	2	1
65	02461121621	SHINY DHINGRA	19	43	5	4	5	4	5	1	9.1	8.9	9.1	8.9	9.1	8.3	1	1	1	1	1	1
66	02561121621	SOMYA SINGH	25	46	4	4	4	5	4	1	10.4	10.4	10.4	10.6	10.4	9.8	2	2	2	2	2	2
67	02661121621	PARAS MEHTA	24	46	3	3	5	4	5	3	10	10	10.4	10.2	10.4	10	2	2	2	2	2	2
68	35161121621	SHRUTI ARORA	22	46	4	3	4	4	5	4	9.8	9.6	9.8	9.8	10	9.8	2	2	2	2	2	2
69	35261121621	VISHESH NARULA	22	45	4	4	3	5	4	1	9.7	9.7	9.5	9.9	9.7	9.1	2	2	2	2	2	1
70	35361121621	ZOYA SIDDIQUI	22	45	3	3	5	5	5	4	9.5	9.5	9.9	9.9	9.9	9.7	2	2	2	2	2	2
71	35461121621	KHUSH MADAN	24	45	3	4	5	4	4	1	9.9	10.1	10.3	10.1	10.1	9.5	2	2	2	2	2	2
72	35561121621	KUSHAGR DIXIT	24	43	5	3	3	4	4	2	10.1	9.7	9.7	9.9	9.9	9.5	2	2	2	2	2	2
73	35661121621	LOVEJEET KAUR	22	39	3	3	4	4	4	4	8.9	8.9	9.1	9.1	9.1	9.1	1	1	1	1	1	1

Total Students

73

Grading Scale	
Score: 60%-70%	1
70%-80%	2
More than 80%	3

Course Outcomes	Grading on Scale of 3	Distribution %			No. of students achieving Target	CO Target
		3	2	1		
CO1	2.92	1%	67%	29%	97.26%	Met
CO2	2.96	1%	70%	27%	98.63%	Met
CO3	2.92	1%	74%	22%	97.26%	Met
CO4	2.92	1%	73%	23%	97.26%	Met
CO5	2.92	5%	70%	22%	97.26%	Met
CO6	2.88	1%	59%	36%	95.89%	Met



Target: More than **70.00%** Students must achieve Grade **1** (Minimum 60%)

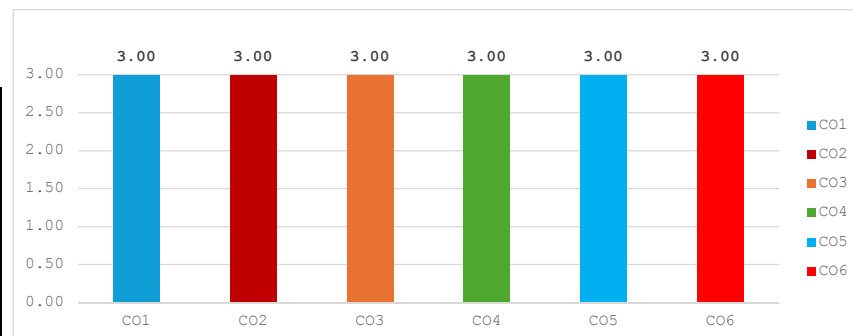
52	01161121621	MADAN MOHAN CHA	25	65	3	5	5	3	3	3	12.1	12.5	12.5	12.1	12.1	12.1	3	3	3	3	3	3
53	01261121621	SHIFA AHMED	25	61	3	4	4	2	4	2	11.7	11.9	11.9	11.5	11.9	11.5	3	3	3	3	3	3
54	01361121621	CHARU AGGARWAL	25	66	5	5	5	4	4	2	12.6	12.6	12.6	12.4	12.4	12	3	3	3	3	3	3
55	01461121621	NITESH BHANDARI	20	65	3	5	4	1	5	2	11.1	11.5	11.3	10.7	11.5	10.9	3	3	3	2	3	3
56	01561121621	SUJJAL GOGIA	25	64	5	5	4	5	4	2	12.4	12.4	12.2	12.4	12.2	11.8	3	3	3	3	3	3
57	01661121621	SHOBHIT BANGWAL	20	64	4	4	4	1	3	3	11.2	11.2	11.2	10.6	11	11	3	3	3	2	3	3
58	01761121621	NITYA KATHPALIA	25	70	4	4	5	1	5	2	12.8	12.8	13	12.2	13	12.4	3	3	3	3	3	3
59	01861121621	ANANYA SHARMA	22	69	3	4	5	3	5	3	11.9	12.1	12.3	11.9	12.3	11.9	3	3	3	3	3	3
60	01961121621	DISHA MAHESHWAR	18	64	3	4	4	3	3	1	10.6	10.8	10.8	10.6	10.6	10.2	2	3	3	2	2	2
61	02061121621	VASU KUMAR	24	68	3	5	4	2	5	2	12.2	12.6	12.4	12	12.6	12	3	3	3	3	3	3
62	02161121621	SAANYA MOHANTY	25	65	4	4	5	5	2	1	12.3	12.3	12.5	12.5	11.9	11.7	3	3	3	3	3	3
63	02261121621	VISHWAS TYAGI	22	64	3	4	5	1	4	3	11.4	11.6	11.8	11	11.6	11.4	3	3	3	3	3	3
64	02361121621	PRABHLEEN KAUR	18	64	3	4	4	2	2	3	10.6	10.8	10.8	10.4	10.4	10.6	2	3	3	2	2	2
65	02461121621	SHINY DHINGRA	22	68	4	4	4	1	5	1	12	12	12	11.4	12.2	11.4	3	3	3	3	3	3
66	02561121621	SOMYA SINGH	25	65	4	4	5	1	2	1	12.3	12.3	12.5	11.7	11.9	11.7	3	3	3	3	3	3
67	02661121621	PARAS MEHTA	21	65	4	5	5	1	4	2	11.5	11.7	11.7	10.9	11.5	11.1	3	3	3	3	3	3
68	35161121621	SHRUTI ARORA	23	66	3	5	5	2	4	1	11.8	12.2	12.2	11.6	12	11.4	3	3	3	3	3	3
69	35261121621	VISHESH NARULA	23	66	4	4	4	3	3	2	12	12	12	11.8	11.8	11.6	3	3	3	3	3	3
70	35361121621	ZOYA SIDDIQUI	23	68	3	4	5	4	4	2	12	12.2	12.4	12.2	12.2	11.8	3	3	3	3	3	3
71	35461121621	KHUSH MADAN	22	66	4	4	4	3	2	2	11.8	11.8	11.8	11.6	11.4	11.4	3	3	3	3	3	3
72	35561121621	KUSHAGR DIXIT	22	64	5	5	5	3	4	2	11.8	11.8	11.8	11.4	11.6	11.2	3	3	3	3	3	3
73	35661121621	LOVEJEET KAUR	22	63	3	5	5	5	4	1	11.3	11.7	11.7	11.7	11.5	10.9	3	3	3	3	3	3

Total Students

73

Grading Scale	
Score: 60%-70%	1
70%-80%	2
More than 80%	3

Course Outcomes	Grading on Scale of 3	Distribution %			No. of students achieving Target	CO Target
		3	2	1		
CO1	3.00	90%	10%	0%	100.00%	Met
CO2	3.00	95%	5%	0%	100.00%	Met
CO3	3.00	96%	4%	0%	100.00%	Met
CO4	3.00	88%	12%	0%	100.00%	Met
CO5	3.00	89%	11%	0%	100.00%	Met
CO6	3.00	89%	11%	0%	100.00%	Met



Target: More than **70.00%** Students must achieve Grade **1** (Minimum 60%)

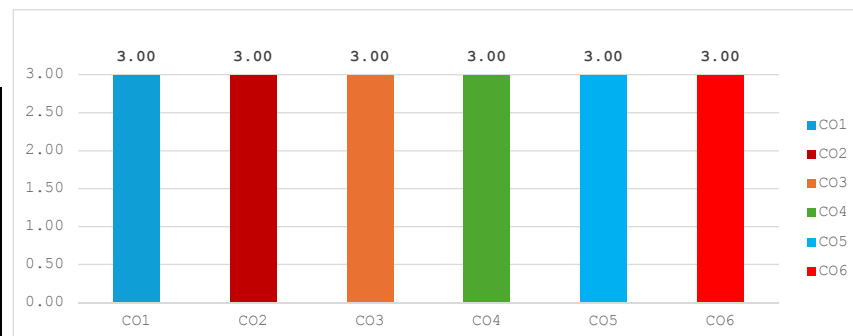
52	01161121621	MADAN MOHAN CHA	25	70	5	5	4	3	3	3	13	13	12.8	12.6	12.6	12.6	3	3	3	3	3	3
53	01261121621	SHIFA AHMED	23	68	4	5	5	3	2	1	12.2	12.4	12.4	12	11.8	11.6	3	3	3	3	3	3
54	01361121621	CHARU AGGARWAL	18	70	3	5	4	1	2	1	11.2	11.6	11.4	10.8	11	10.8	3	3	3	3	3	3
55	01461121621	NITESH BHANDARI	14	73	5	5	4	5	2	3	11.1	11.1	10.9	11.1	10.5	10.7	3	3	3	3	2	2
56	01561121621	SUJJAL GOGIA	17	65	3	4	4	1	3	1	10.5	10.7	10.7	10.1	10.5	10.1	2	2	2	2	2	2
57	01661121621	SHOBHIT BANGWAL	20	69	3	4	5	5	2	1	11.5	11.7	11.9	11.9	11.3	11.1	3	3	3	3	3	3
58	01761121621	NITYA KATHPALIA	24	74	5	4	5	2	2	3	13.2	13	13.2	12.6	12.6	12.8	3	3	3	3	3	3
59	01861121621	ANANYA SHARMA	23	70	3	4	4	4	2	3	12.2	12.4	12.4	12.4	12	12.2	3	3	3	3	3	3
60	01961121621	DISHA MAHESHWAR	16	66	3	5	4	4	4	3	10.4	10.8	10.6	10.6	10.6	10.4	2	3	2	2	2	2
61	02061121621	VASU KUMAR	17	70	4	5	4	2	4	1	11.2	11.4	11.2	10.8	11.2	10.6	3	3	3	3	3	2
62	02161121621	SAANYA MOHANTY	25	71	5	4	4	2	5	2	13.1	12.9	12.9	12.5	13.1	12.5	3	3	3	3	3	3
63	02261121621	VISHWAS TYAGI	19	69	3	5	5	4	5	1	11.3	11.7	11.7	11.5	11.7	10.9	3	3	3	3	3	3
64	02361121621	PRABHLEEN KAUR	23	73	5	5	4	2	3	2	12.9	12.9	12.7	12.3	12.5	12.3	3	3	3	3	3	3
65	02461121621	SHINY DHINGRA	19	68	4	5	4	2	5	2	11.4	11.6	11.4	11	11.6	11	3	3	3	3	3	3
66	02561121621	SOMYA SINGH	25	73	5	5	4	2	5	3	13.3	13.3	13.1	12.7	13.3	12.9	3	3	3	3	3	3
67	02661121621	PARAS MEHTA	19	69	4	4	4	1	2	1	11.5	11.5	11.5	10.9	11.1	10.9	3	3	3	3	3	3
68	35161121621	SHRUTI ARORA	25	70	3	4	5	4	2	2	12.6	12.8	13	12.8	12.4	12.4	3	3	3	3	3	3
69	35261121621	VISHESH NARULA	15	68	5	5	5	2	4	3	10.8	10.8	10.8	10.2	10.6	10.4	3	3	3	2	2	2
70	35361121621	ZOYA SIDDIQUI	23	73	3	5	4	5	3	1	12.5	12.9	12.7	12.9	12.5	12.1	3	3	3	3	3	3
71	35461121621	KHUSH MADAN	17	70	3	4	5	3	2	3	11	11.2	11.4	11	10.8	11	3	3	3	3	3	3
72	35561121621	KUSHAGR DIXIT	23	63	4	5	5	2	4	1	11.7	11.9	11.9	11.3	11.7	11.1	3	3	3	3	3	3
73	35661121621	LOVEJEET KAUR	17	66	5	5	4	3	4	1	11	11	10.8	10.6	10.8	10.2	3	3	3	2	3	2

Total Students

73

Grading Scale	
Score: 60%-70%	1
70%-80%	2
More than 80%	3

Course Outcomes	Grading on Scale of 3	Distribution %			No. of students achieving Target	CO Target
		3	2	1		
CO1	3.00	92%	8%	0%	100.00%	Met
CO2	3.00	93%	7%	0%	100.00%	Met
CO3	3.00	90%	10%	0%	100.00%	Met
CO4	3.00	81%	18%	1%	100.00%	Met
CO5	3.00	84%	16%	0%	100.00%	Met
CO6	3.00	75%	23%	1%	100.00%	Met



Target: More than **70.00%** Students must achieve Grade **1** (Minimum 60%)

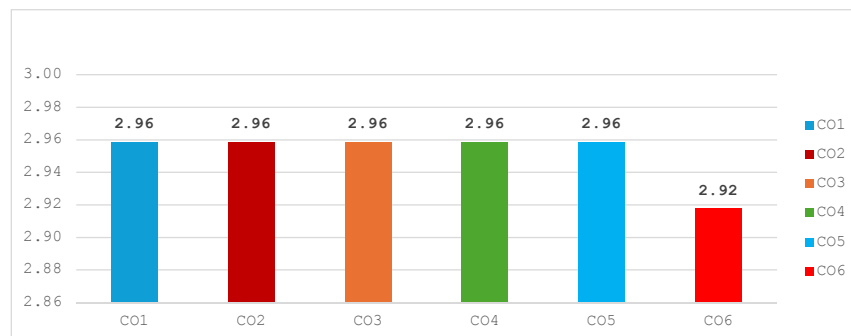
52	01161121621	MADAN MOHAN CHA	23	59	5	4	3	4	4	5	11.5	11.3	11.1	11.3	11.3	11.5	3	3	3	3	3	3
53	01261121621	SHIFA AHMED	20	55	4	3	3	5	5	4	10.3	10.1	10.1	10.5	10.5	10.3	2	2	2	2	2	2
54	01361121621	CHARU AGGARWAL	18	56	5	4	5	5	5	4	10.2	10	10.2	10.2	10.2	10	2	2	2	2	2	2
55	01461121621	NITESH BHANDARI	17	61	4	3	5	4	4	5	10.3	10.1	10.5	10.3	10.3	10.5	2	2	2	2	2	2
56	01561121621	SUJJAL GOGIA	24	55	3	4	5	5	4	3	10.9	11.1	11.3	11.3	11.1	10.9	3	3	3	3	3	3
57	01661121621	SHOBHIT BANGWAL	21	56	3	3	5	5	5	1	10.4	10.4	10.8	10.8	10.8	10	2	2	3	3	3	2
58	01761121621	NITYA KATHPALIA	15	54	3	3	5	4	4	5	9	9	9.4	9.2	9.2	9.4	1	1	1	1	1	1
59	01861121621	ANANYA SHARMA	15	56	3	3	3	4	5	5	9.2	9.2	9.2	9.4	9.6	9.6	1	1	1	1	2	2
60	01961121621	DISHA MAHESHWAR	18	A	4	4	5	4	5	5	####	####	####	####	####	####	#VALUE!	####	####	####	####	####
61	02061121621	VASU KUMAR	14	56	4	3	5	5	4	5	9.2	9	9.4	9.4	9.2	9.4	1	1	1	1	1	1
62	02161121621	SAANYA MOHANTY	25	56	5	4	4	4	5	1	11.6	11.4	11.4	11.4	11.6	10.8	3	3	3	3	3	3
63	02261121621	VISHWAS TYAGI	20	58	5	5	5	5	5	5	10.8	10.8	10.8	10.8	10.8	10.8	3	3	3	3	3	3
64	02361121621	PRABHLEEN KAUR	13	60	4	4	5	4	5	1	9.4	9.4	9.6	9.4	9.6	8.8	1	1	2	1	2	1
65	02461121621	SHINY DHINGRA	18	56	5	5	3	4	5	4	10.2	10.2	9.8	10	10.2	10	2	2	2	2	2	2
66	02561121621	SOMYA SINGH	25	56	3	4	3	5	5	1	11.2	11.4	11.2	11.6	11.6	10.8	3	3	3	3	3	3
67	02661121621	PARAS MEHTA	24	54	5	4	3	5	4	4	11.2	11	10.8	11.2	11	11	3	3	3	3	3	3
68	35161121621	SHRUTI ARORA	22	56	4	3	4	5	5	3	10.8	10.6	10.8	11	11	10.6	3	2	3	3	3	2
69	35261121621	VISHESH NARULA	21	60	3	3	3	4	5	4	10.8	10.8	10.8	11	11.2	11	3	3	3	3	3	3
70	35361121621	ZOYA SIDDIQUI	12	58	5	3	3	5	4	1	9.2	8.8	8.8	9.2	9	8.4	1	1	1	1	1	1
71	35461121621	KHUSH MADAN	25	60	4	5	3	4	5	5	11.8	12	11.6	11.8	12	12	3	3	3	3	3	3
72	35561121621	KUSHAGR DIXIT	15	53	3	4	3	5	4	2	8.9	9.1	8.9	9.3	9.1	8.7	1	1	1	1	1	1
73	35661121621	LOVEJEET KAUR	11	58	3	4	5	4	4	2	8.6	8.8	9	8.8	8.8	8.4	1	1	1	1	1	1

Total Students

73

Grading Scale	
Score: 60%-70%	1
70%-80%	2
More than 80%	3

Course Outcomes	Grading on Scale of 3	Distribution %			No. of students achieving Target	CO Target
		3	2	1		
CO1	2.96	37%	38%	23%	98.63%	Met
CO2	2.96	37%	42%	19%	98.63%	Met
CO3	2.96	40%	40%	19%	98.63%	Met
CO4	2.96	40%	40%	19%	98.63%	Met
CO5	2.96	41%	41%	16%	98.63%	Met
CO6	2.92	34%	42%	21%	97.26%	Met



Target: More than **70.00%** Students must achieve Grade **1** (Minimum 60%)

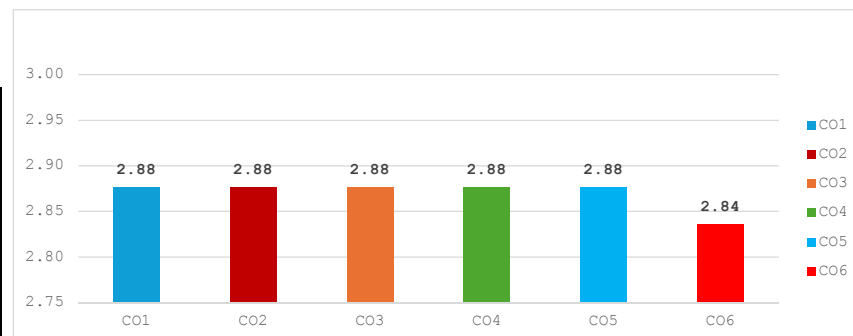
52	01161121621	MADAN MOHAN CHA	25	60	4	5	4	5	5	1	11.8	12	11.8	12	12	11.2	3	3	3	3	3	3
53	01261121621	SHIFA AHMED	20	61	3	3	3	4	4	2	10.7	10.7	10.7	10.9	10.9	10.5	2	2	2	3	3	2
54	01361121621	CHARU AGGARWAL	22	65	5	5	3	4	4	1	11.9	11.9	11.5	11.7	11.7	11.1	3	3	3	3	3	3
55	01461121621	NITESH BHANDARI	16	63	5	5	4	4	5	2	10.5	10.5	10.3	10.3	10.5	9.9	2	2	2	2	2	2
56	01561121621	SUJJAL GOGIA	23	58	4	4	5	4	5	4	11.2	11.2	11.4	11.2	11.4	11.2	3	3	3	3	3	3
57	01661121621	SHOBHIT BANGWAL	25	60	4	5	3	5	4	4	11.8	12	11.6	12	11.8	11.8	3	3	3	3	3	3
58	01761121621	NITYA KATHPALIA	22	59	4	5	5	4	5	3	11.1	11.3	11.3	11.1	11.3	10.9	3	3	3	3	3	3
59	01861121621	ANANYA SHARMA	20	61	4	4	4	4	5	2	10.9	10.9	10.9	10.9	11.1	10.5	3	3	3	3	3	2
60	01961121621	DISHA MAHESHWAR	22	58	4	3	5	4	4	1	11	10.8	11.2	11	11	10.4	3	3	3	3	3	2
61	02061121621	VASU KUMAR	19	50	5	3	3	5	4	3	9.8	9.4	9.4	9.8	9.6	9.4	2	1	1	2	2	1
62	02161121621	SAANYA MOHANTY	25	60	5	5	5	5	5	3	12	12	12	12	12	11.6	3	3	3	3	3	3
63	02261121621	VISHWAS TYAGI	22	63	4	3	5	4	5	3	11.5	11.3	11.7	11.5	11.7	11.3	3	3	3	3	3	3
64	02361121621	PRABHLEEN KAUR	22	59	3	4	3	5	5	3	10.9	11.1	10.9	11.3	11.3	10.9	3	3	3	3	3	3
65	02461121621	SHINY DHINGRA	22	64	3	4	5	4	4	3	11.4	11.6	11.8	11.6	11.6	11.4	3	3	3	3	3	3
66	02561121621	SOMYA SINGH	25	59	3	4	5	5	5	2	11.5	11.7	11.9	11.9	11.9	11.3	3	3	3	3	3	3
67	02661121621	PARAS MEHTA	23	55	4	5	5	4	5	2	10.9	11.1	11.1	10.9	11.1	10.5	3	3	3	3	3	2
68	35161121621	SHRUTI ARORA	22	51	5	4	4	4	4	4	10.5	10.3	10.3	10.3	10.3	10.3	2	2	2	2	2	2
69	35261121621	VISHESH NARULA	21	51	4	5	4	4	5	3	10.1	10.3	10.1	10.1	10.3	9.9	2	2	2	2	2	2
70	35361121621	ZOYA SIDDIQUI	14	55	5	3	4	4	5	1	9.3	8.9	9.1	9.1	9.3	8.5	1	1	1	1	1	1
71	35461121621	KHUSH MADAN	23	53	5	5	4	4	5	2	10.9	10.9	10.7	10.7	10.9	10.3	3	3	2	2	3	2
72	35561121621	KUSHAGR DIXIT	21	40	4	3	4	5	5	4	9	8.8	9	9.2	9.2	9	1	1	1	1	1	1
73	35661121621	LOVEJEET KAUR	20	45	4	5	4	5	4	5	9.3	9.5	9.3	9.5	9.3	9.5	1	2	1	2	1	2

Total Students

73

Grading Scale	
Score: 60%-70%	1
70%-80%	2
More than 80%	3

Course Outcomes	Grading on Scale of 3	Distribution %			No. of students achieving Target	CO Target
		3	2	1		
CO1	2.88	41%	34%	21%	95.89%	Met
CO2	2.88	41%	34%	21%	95.89%	Met
CO3	2.88	41%	36%	19%	95.89%	Met
CO4	2.88	44%	36%	16%	95.89%	Met
CO5	2.88	47%	30%	19%	95.89%	Met
CO6	2.84	30%	40%	25%	94.52%	Met



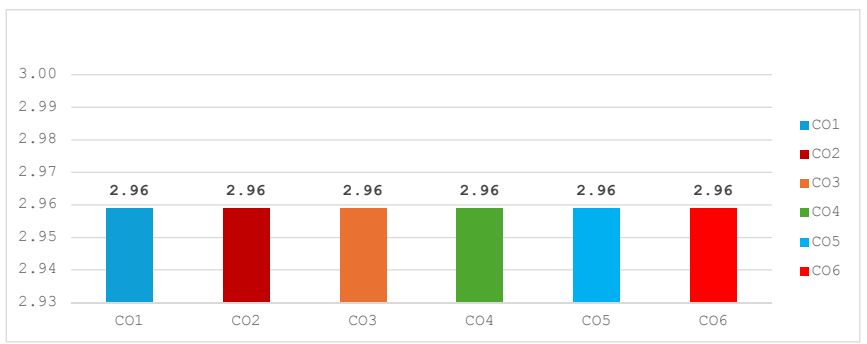
Target: More than 70.00% Students must achieve Grade 1 (Minimum 60%)

52	01161121621	MADAN MOHAN CHA	25	68	4	5	4	3	5	3	12.6	12.8	12.6	12.4	12.8	12.4	3	3	3	3	3	3
53	01261121621	SHIFA AHMED	24	61	3	5	5	2	3	2	11.5	11.9	11.9	11.3	11.5	11.3	3	3	3	3	3	3
54	01361121621	CHARU AGGARWAL	15	66	3	5	5	3	5	2	10.2	10.6	10.6	10.2	10.6	10	2	2	2	2	2	2
55	01461121621	NITESH BHANDARI	20	64	4	4	5	2	5	1	11.2	11.2	11.4	10.8	11.4	10.6	3	3	3	3	3	2
56	01561121621	SUJJAL GOGIA	21	68	3	4	4	4	5	3	11.6	11.8	11.8	11.8	12	11.6	3	3	3	3	3	3
57	01661121621	SHOBHIT BANGWAL	19	66	5	5	4	2	5	2	11.4	11.4	11.2	10.8	11.4	10.8	3	3	3	3	3	3
58	01761121621	NITYA KATHPALIA	18	68	3	5	4	1	3	3	11	11.4	11.2	10.6	11	11	3	3	3	2	3	3
59	01861121621	ANANYA SHARMA	18	66	3	5	4	1	3	2	10.8	11.2	11	10.4	10.8	10.6	3	3	3	2	3	2
60	01961121621	DISHA MAHESHWAR	12	65	4	5	5	3	5	2	9.7	9.9	9.9	9.5	9.9	9.3	2	2	2	2	2	1
61	02061121621	VASU KUMAR	21	58	4	4	4	5	3	2	10.8	10.8	10.8	11	10.6	10.4	3	3	3	3	2	2
62	02161121621	SAANYA MOHANTY	25	68	5	5	4	4	4	1	12.8	12.8	12.6	12.6	12.6	12	3	3	3	3	3	3
63	02261121621	VISHWAS TYAGI	19	66	5	5	4	1	2	2	11.4	11.4	11.2	10.6	10.8	10.8	3	3	3	2	3	3
64	02361121621	PRABHLEEN KAUR	20	66	4	4	5	4	3	3	11.4	11.4	11.6	11.4	11.2	11.2	3	3	3	3	3	3
65	02461121621	SHINY DHINGRA	20	64	4	4	5	4	3	1	11.2	11.2	11.4	11.2	11	10.6	3	3	3	3	3	2
66	02561121621	SOMYA SINGH	25	68	4	4	4	5	3	2	12.6	12.6	12.6	12.8	12.4	12.2	3	3	3	3	3	3
67	02661121621	PARAS MEHTA	19	69	5	5	4	5	4	2	11.7	11.7	11.5	11.7	11.5	11.1	3	3	3	3	3	3
68	35161121621	SHRUTI ARORA	23	69	3	4	5	5	4	1	12.1	12.3	12.5	12.5	12.3	11.7	3	3	3	3	3	3
69	35261121621	VISHESH NARULA	19	65	3	4	5	1	4	2	10.9	11.1	11.3	10.5	11.1	10.7	3	3	3	2	3	2
70	35361121621	ZOYA SIDDIQUI	16	A	3	5	5	1	5	1	####	####	####	####	####	####	#VALUE!	####	####	####	####	####
71	35461121621	KHUSH MADAN	25	65	3	4	5	5	3	2	12.1	12.3	12.5	12.5	12.1	11.9	3	3	3	3	3	3
72	35561121621	KUSHAGR DIXIT	17	59	5	4	4	2	3	1	10.3	10.1	10.1	9.7	9.9	9.5	2	2	2	2	2	2
73	35661121621	LOVEJEET KAUR	15	58	4	5	5	5	2	3	9.6	9.8	9.8	9.8	9.2	9.4	2	2	2	2	1	1

Total Students 73

Grading Scale	
Score: 60%-70%	1
70%-80%	2
More than 80%	3

Course Outcomes	Grading on Scale of 3	Distribution %			No. of students achieving Target	CO Target
		3	2	1		
CO1	2.96	78%	19%	1%	98.63%	Met
CO2	2.96	77%	22%	0%	98.63%	Met
CO3	2.96	77%	22%	0%	98.63%	Met
CO4	2.96	64%	32%	3%	98.63%	Met
CO5	2.96	74%	21%	4%	98.63%	Met
CO6	2.96	55%	38%	5%	98.63%	Met



Target: More than 70.00% Students must achieve Grade 1 (Minimum 60%)

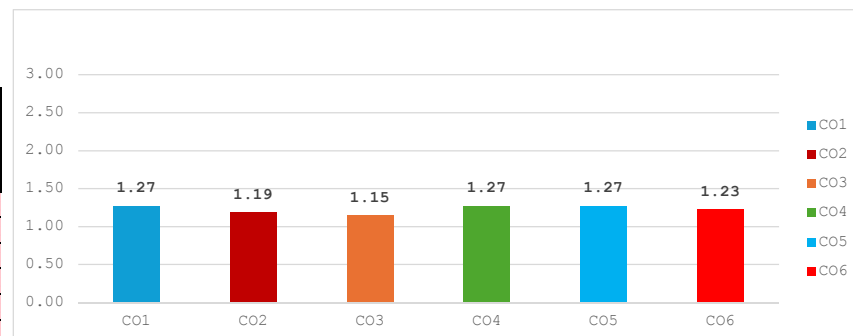
52	01161121621	MADAN MOHAN CHA	24	19	3	3	5	4	4	5	7.3	7.3	7.7	7.5	7.5	7.7	0	0	0	0	0	0
53	01261121621	SHIFA AHMED	16	19	5	5	4	5	3	3	6.1	6.1	5.9	6.1	5.7	5.7	0	0	0	0	0	0
54	01361121621	CHARU AGGARWAL	23	27	4	3	3	5	5	5	8.1	7.9	7.9	8.3	8.3	8.3	1	0	0	1	1	1
55	01461121621	NITESH BHANDARI	12	13	3	4	3	4	5	5	4.3	4.5	4.3	4.5	4.7	4.7	0	0	0	0	0	0
56	01561121621	SUJJAL GOGIA	21	37	5	5	5	5	4	4	8.9	8.9	8.9	8.9	8.7	8.7	1	1	1	1	1	1
57	01661121621	SHOBHIT BANGWAL	14	31	3	4	3	5	4	5	6.5	6.7	6.5	6.9	6.7	6.9	0	0	0	0	0	0
58	01761121621	NITYA KATHPALIA	12	13	5	3	5	4	4	5	4.7	4.3	4.7	4.5	4.5	4.7	0	0	0	0	0	0
59	01861121621	ANANYA SHARMA	16	15	5	3	3	4	4	4	5.7	5.3	5.3	5.5	5.5	5.5	0	0	0	0	0	0
60	01961121621	DISHA MAHESHWAR	17	16	3	4	5	5	4	3	5.6	5.8	6	6	5.8	5.6	0	0	0	0	0	0
61	02061121621	VASU KUMAR	16	13	5	3	5	4	5	3	5.5	5.1	5.5	5.3	5.5	5.1	0	0	0	0	0	0
62	02161121621	SAANYA MOHANTY	25	28	3	5	4	5	5	5	8.4	8.8	8.6	8.8	8.8	8.8	1	1	1	1	1	1
63	02261121621	VISHWAS TYAGI	10	16	3	4	3	4	4	3	4.2	4.4	4.2	4.4	4.4	4.2	0	0	0	0	0	0
64	02361121621	PRABHLEEN KAUR	13	31	3	4	3	5	3	4	6.3	6.5	6.3	6.7	6.3	6.5	0	0	0	0	0	0
65	02461121621	SHINY DHINGRA	13	8	3	4	3	4	3	4	4	4.2	4	4.2	4	4.2	0	0	0	0	0	0
66	02561121621	SOMYA SINGH	25	35	3	5	4	4	3	4	9.1	9.5	9.3	9.3	9.1	9.3	1	2	1	1	1	1
67	02661121621	PARAS MEHTA	22	17	4	3	5	4	4	5	6.9	6.7	7.1	6.9	6.9	7.1	0	0	0	0	0	0
68	35161121621	SHRUTI ARORA	20	15	4	5	3	5	5	4	6.3	6.5	6.1	6.5	6.5	6.3	0	0	0	0	0	0
69	35261121621	VISHESH NARULA	12	6	3	4	5	4	4	5	3.6	3.8	4	3.8	3.8	4	0	0	0	0	0	0
70	35361121621	ZOYA SIDDIQUI	22	8	5	5	3	5	5	3	6.2	6.2	5.8	6.2	6.2	5.8	0	0	0	0	0	0
71	35461121621	KHUSH MADAN	14	19	4	4	4	4	5	5	5.5	5.5	5.5	5.5	5.7	5.7	0	0	0	0	0	0
72	35561121621	KUSHAGR DIXIT	12	12	4	4	3	4	4	3	4.4	4.4	4.2	4.4	4.4	4.2	0	0	0	0	0	0
73	35661121621	LOVEJEET KAUR	24	14	3	3	4	5	4	5	6.8	6.8	7	7.2	7	7.2	0	0	0	0	0	0

Total Students

73

Grading Scale	
Score: 60%-70%	1
70%-80%	2
More than 80%	3

Course Outcomes	Grading on Scale of 3	Distribution %			No. of students achieving Target	CO Target
		3	2	1		
CO1	1.27	5%	12%	25%	42.47%	Not Met
CO2	1.19	5%	12%	22%	39.73%	Not Met
CO3	1.15	5%	15%	18%	38.36%	Not Met
CO4	1.27	8%	10%	25%	42.47%	Not Met
CO5	1.27	7%	11%	25%	42.47%	Not Met
CO6	1.23	7%	11%	23%	41.10%	Not Met



Target: More than **70.00%** Students must achieve Grade **1** (Minimum 60%)

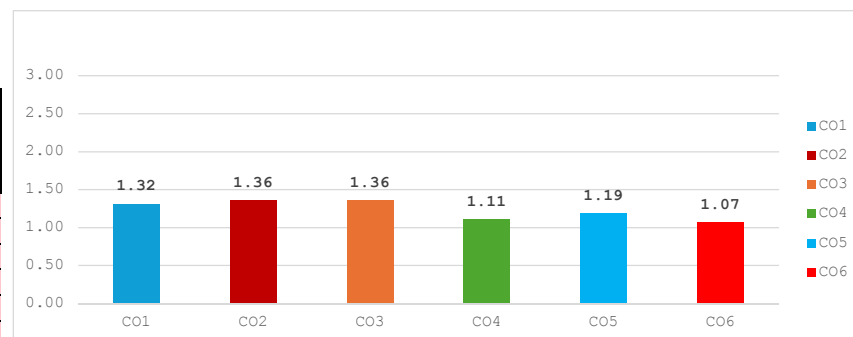
52	01161121621	MADAN MOHAN CHA	22	53	3	5	5	3	4	3	10.3	10.7	10.7	10.3	10.5	10.3	2	2	2	2	2	2
53	01261121621	SHIFA AHMED	10	42	5	5	4	5	3	2	7.2	7.2	7	7.2	6.8	6.6	0	0	0	0	0	0
54	01361121621	CHARU AGGARWAL	16	38	3	5	5	5	3	2	7.6	8	8	8	7.6	7.4	0	0	0	0	0	0
55	01461121621	NITESH BHANDARI	12	8	5	5	4	1	5	2	4.2	4.2	4	3.4	4.2	3.6	0	0	0	0	0	0
56	01561121621	SUJJAL GOGIA	12	30	5	5	4	2	4	1	6.4	6.4	6.2	5.8	6.2	5.6	0	0	0	0	0	0
57	01661121621	SHOBHIT BANGWAL	16	37	4	4	4	5	4	2	7.7	7.7	7.7	7.9	7.7	7.3	0	0	0	0	0	0
58	01761121621	NITYA KATHPALIA	11	4	3	4	5	4	2	2	3.2	3.4	3.6	3.4	3	3	0	0	0	0	0	0
59	01861121621	ANANYA SHARMA	12	39	4	4	5	5	2	2	7.1	7.1	7.3	7.3	6.7	6.7	0	0	0	0	0	0
60	01961121621	DISHA MAHESHWAR	16	23	3	4	4	4	4	1	6.1	6.3	6.3	6.3	6.3	5.7	0	0	0	0	0	0
61	02061121621	VASU KUMAR	12	26	4	5	4	2	3	3	5.8	6	5.8	5.4	5.6	5.6	0	0	0	0	0	0
62	02161121621	SAANYA MOHANTY	23	43	3	5	4	2	5	1	9.5	9.9	9.7	9.3	9.9	9.1	2	2	2	1	2	1
63	02261121621	VISHWAS TYAGI	12	21	3	5	4	5	3	2	5.1	5.5	5.3	5.5	5.1	4.9	0	0	0	0	0	0
64	02361121621	PRABHLEEN KAUR	16	52	4	4	5	2	2	3	9.2	9.2	9.4	8.8	8.8	9	1	1	1	1	1	1
65	02461121621	SHINY DHINGRA	10	19	4	5	4	2	4	2	4.7	4.9	4.7	4.3	4.7	4.3	0	0	0	0	0	0
66	02561121621	SOMYA SINGH	24	44	5	5	4	2	5	3	10.2	10.2	10	9.6	10.2	9.8	2	2	2	2	2	2
67	02661121621	PARAS MEHTA	15	36	5	4	5	2	5	1	7.6	7.4	7.6	7	7.6	6.8	0	0	0	0	0	0
68	35161121621	SHRUTI ARORA	16	29	4	4	4	5	3	2	6.9	6.9	6.9	7.1	6.7	6.5	0	0	0	0	0	0
69	35261121621	VISHESH NARULA	11	30	3	4	5	4	5	2	5.8	6	6.2	6	6.2	5.6	0	0	0	0	0	0
70	35361121621	ZOYA SIDDIQUI	12	15	5	4	4	1	2	1	4.9	4.7	4.7	4.1	4.3	4.1	0	0	0	0	0	0
71	35461121621	KHUSH MADAN	12	18	5	5	4	2	5	3	5.2	5.2	5	4.6	5.2	4.8	0	0	0	0	0	0
72	35561121621	KUSHAGR DIXIT	11	12	5	4	5	2	5	1	4.4	4.2	4.4	3.8	4.4	3.6	0	0	0	0	0	0
73	35661121621	LOVEJEET KAUR	12	25	4	4	4	3	4	2	5.7	5.7	5.7	5.5	5.7	5.3	0	0	0	0	0	0

Total Students

73

Grading Scale	
Score: 60%-70%	1
70%-80%	2
More than 80%	3

Course Outcomes	Grading on Scale of 3	Distribution %			No. of students achieving Target	CO Target
		3	2	1		
CO1	1.32	16%	8%	19%	43.84%	Not Met
CO2	1.36	16%	10%	19%	45.21%	Not Met
CO3	1.36	16%	8%	21%	45.21%	Not Met
CO4	1.11	15%	8%	14%	36.99%	Not Met
CO5	1.19	15%	10%	15%	39.73%	Not Met
CO6	1.07	14%	10%	12%	35.62%	Not Met



Target: More than **70.00%** Students must achieve Grade **1** (Minimum 60%)

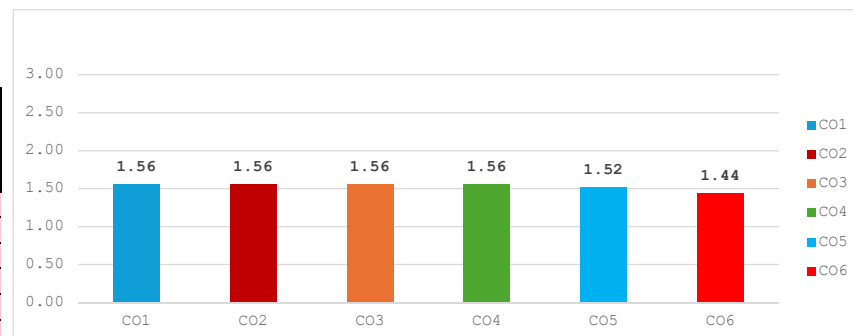
52	01161121621	MADAN MOHAN CHA	23	50	3	3	3	4	5	1	10.2	10.2	10.2	10.4	10.6	9.8	2	2	2	2	2	2
53	01261121621	SHIFA AHMED	17	46	3	4	4	5	5	5	8.6	8.8	8.8	9	9	9	1	1	1	1	1	1
54	01361121621	CHARU AGGARWAL	17	30	5	5	4	4	5	1	7.4	7.4	7.2	7.2	7.4	6.6	0	0	0	0	0	0
55	01461121621	NITESH BHANDARI	12	30	3	5	3	4	5	2	6	6.4	6	6.2	6.4	5.8	0	0	0	0	0	0
56	01561121621	SUJJAL GOGIA	21	42	4	5	5	4	4	5	9.2	9.4	9.4	9.2	9.2	9.4	1	1	1	1	1	1
57	01661121621	SHOBHIT BANGWAL	16	33	4	3	4	4	4	4	7.3	7.1	7.3	7.3	7.3	7.3	0	0	0	0	0	0
58	01761121621	NITYA KATHPALIA	13	30	5	5	4	5	5	1	6.6	6.6	6.4	6.6	6.6	5.8	0	0	0	0	0	0
59	01861121621	ANANYA SHARMA	21	46	5	3	4	5	5	4	9.8	9.4	9.6	9.8	9.8	9.6	2	1	2	2	2	2
60	01961121621	DISHA MAHESHWAR	18	36	4	5	3	4	4	3	8	8.2	7.8	8	8	7.8	0	1	0	0	0	0
61	02061121621	VASU KUMAR	19	39	4	5	5	5	4	5	8.5	8.7	8.7	8.7	8.5	8.7	1	1	1	1	1	1
62	02161121621	SAANYA MOHANTY	25	54	3	3	3	5	5	5	11	11	11	11.4	11.4	11.4	3	3	3	3	3	3
63	02261121621	VISHWAS TYAGI	16	30	4	4	4	4	5	2	7	7	7	7	7.2	6.6	0	0	0	0	0	0
64	02361121621	PRABHLEEN KAUR	18	47	3	4	3	5	5	5	8.9	9.1	8.9	9.3	9.3	9.3	1	1	1	1	1	1
65	02461121621	SHINY DHINGRA	14	25	3	4	3	4	4	2	5.9	6.1	5.9	6.1	6.1	5.7	0	0	0	0	0	0
66	02561121621	SOMYA SINGH	25	53	3	3	4	4	4	4	10.9	10.9	11.1	11.1	11.1	11.1	3	3	3	3	3	3
67	02661121621	PARAS MEHTA	17	36	5	3	4	4	5	2	8	7.6	7.8	7.8	8	7.4	0	0	0	0	0	0
68	35161121621	SHRUTI ARORA	18	39	5	3	3	4	4	4	8.5	8.1	8.1	8.3	8.3	8.3	1	1	1	1	1	1
69	35261121621	VISHESH NARULA	12	32	5	4	4	5	5	2	6.6	6.4	6.4	6.6	6.6	6	0	0	0	0	0	0
70	35361121621	ZOYA SIDDIQUI	20	41	4	5	3	5	4	1	8.9	9.1	8.7	9.1	8.9	8.3	1	1	1	1	1	1
71	35461121621	KHUSH MADAN	11	30	5	5	3	4	5	5	6.2	6.2	5.8	6	6.2	6.2	0	0	0	0	0	0
72	35561121621	KUSHAGR DIXIT	11	17	4	3	3	4	4	5	4.7	4.5	4.5	4.7	4.7	4.9	0	0	0	0	0	0
73	35661121621	LOVEJEET KAUR	14	30	3	3	5	4	4	1	6.4	6.4	6.8	6.6	6.6	6	0	0	0	0	0	0

Total Students

73

Grading Scale	
Score: 60%-70%	1
70%-80%	2
More than 80%	3

Course Outcomes	Grading on Scale of 3	Distribution %			No. of students achieving Target	CO Target
		3	2	1		
CO1	1.56	10%	15%	27%	52.05%	Not Met
CO2	1.56	10%	14%	29%	52.05%	Not Met
CO3	1.56	7%	19%	26%	52.05%	Not Met
CO4	1.56	8%	18%	26%	52.05%	Not Met
CO5	1.52	8%	18%	25%	50.68%	Not Met
CO6	1.44	8%	16%	23%	47.95%	Not Met



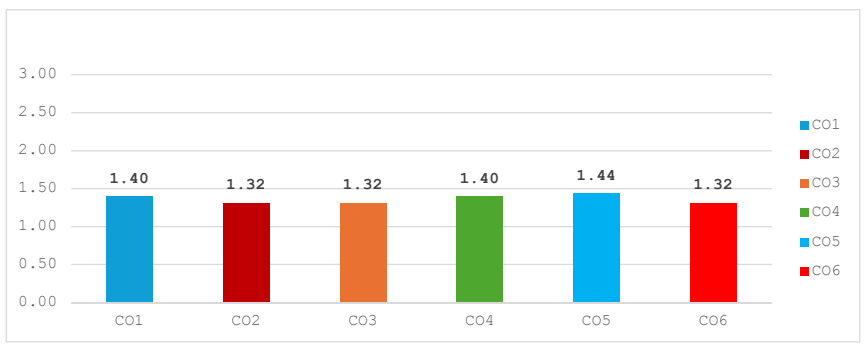
Target: More than **70.00%** Students must achieve Grade **1** (Minimum 60%)

52	01161121621	MADAN MOHAN CHA	21	56	4	4	4	5	4	5	10.6	10.6	10.6	10.8	10.6	10.8	2	2	2	3	2	3
53	01261121621	SHIFA AHMED	12	43	3	4	5	4	4	2	7.3	7.5	7.7	7.5	7.5	7.1	0	0	0	0	0	0
54	01361121621	CHARU AGGARWAL	11	34	3	3	3	4	4	5	6.2	6.2	6.2	6.4	6.4	6.6	0	0	0	0	0	0
55	01461121621	NITESH BHANDARI	13	30	3	3	5	5	5	3	6.2	6.2	6.6	6.6	6.6	6.2	0	0	0	0	0	0
56	01561121621	SUJJAL GOGIA	17	56	3	3	3	5	5	1	9.6	9.6	9.6	10	10	9.2	2	2	2	2	2	1
57	01661121621	SHOBHIT BANGWAL	16	54	3	5	3	5	4	1	9.2	9.6	9.2	9.6	9.4	8.8	1	2	1	2	1	1
58	01761121621	NITYA KATHPALIA	12	9	3	4	5	5	4	4	3.9	4.1	4.3	4.3	4.1	4.1	0	0	0	0	0	0
59	01861121621	ANANYA SHARMA	11	38	5	3	3	4	5	2	7	6.6	6.6	6.8	7	6.4	0	0	0	0	0	0
60	01961121621	DISHA MAHESHWAR	12	18	4	5	5	4	4	4	5	5.2	5.2	5	5	5	0	0	0	0	0	0
61	02061121621	VASU KUMAR	11	43	4	3	3	4	4	2	7.3	7.1	7.1	7.3	7.3	6.9	0	0	0	0	0	0
62	02161121621	SAANYA MOHANTY	25	63	3	3	3	5	4	4	11.9	11.9	11.9	12.3	12.1	12.1	3	3	3	3	3	3
63	02261121621	VISHWAS TYAGI	12	28	5	3	4	5	5	1	6.2	5.8	6	6.2	6.2	5.4	0	0	0	0	0	0
64	02361121621	PRABHLEEN KAUR	12	47	5	4	3	5	5	5	8.1	7.9	7.7	8.1	8.1	8.1	1	0	0	1	1	1
65	02461121621	SHINY DHINGRA	11	13	4	5	5	5	5	5	4.3	4.5	4.5	4.5	4.5	4.5	0	0	0	0	0	0
66	02561121621	SOMYA SINGH	21	59	5	5	3	4	4	3	11.1	11.1	10.7	10.9	10.9	10.7	3	3	2	3	3	2
67	02661121621	PARAS MEHTA	18	46	3	3	5	5	4	4	8.8	8.8	9.2	9.2	9	9	1	1	1	1	1	1
68	35161121621	SHRUTI ARORA	11	38	3	5	4	4	5	3	6.6	7	6.8	6.8	7	6.6	0	0	0	0	0	0
69	35261121621	VISHESH NARULA	13	12	5	4	4	5	4	3	4.8	4.6	4.6	4.8	4.6	4.4	0	0	0	0	0	0
70	35361121621	ZOYA SIDDIQUI	11	14	5	5	3	4	5	4	4.6	4.6	4.2	4.4	4.6	4.4	0	0	0	0	0	0
71	35461121621	KHUSH MADAN	12	25	3	4	5	4	5	3	5.5	5.7	5.9	5.7	5.9	5.5	0	0	0	0	0	0
72	35561121621	KUSHAGR DIXIT	10	12	3	5	4	4	5	3	3.8	4.2	4	4	4.2	3.8	0	0	0	0	0	0
73	35661121621	LOVEJEET KAUR	10	12	5	4	4	5	4	3	4.2	4	4	4.2	4	3.8	0	0	0	0	0	0

Total Students 73

Grading Scale	
Score: 60%-70%	1
70%-80%	2
More than 80%	3

Course Outcomes	Grading on Scale of 3	Distribution %			No. of students achieving Target	CO Target
		3	2	1		
CO1	1.40	10%	14%	23%	46.58%	Not Met
CO2	1.32	10%	14%	21%	43.84%	Not Met
CO3	1.32	7%	18%	19%	43.84%	Not Met
CO4	1.40	11%	15%	21%	46.58%	Not Met
CO5	1.44	10%	18%	21%	47.95%	Not Met
CO6	1.32	10%	10%	25%	43.84%	Not Met



Target: More than 70.00% Students must achieve Grade 1 (Minimum 60%)

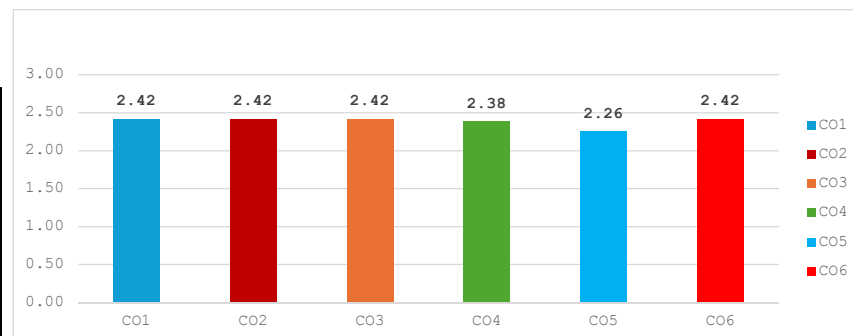
52	01161121621	MADAN MOHAN CHA	25	61	5	4	5	3	1	4	12.1	11.9	12.1	11.7	11.3	11.9	3	3	3	3	3	3
53	01261121621	SHIFA AHMED	16	35	4	4	2	5	3	5	7.5	7.5	7.1	7.7	7.3	7.7	0	0	0	0	0	0
54	01361121621	CHARU AGGARWAL	19	32	4	4	5	4	3	3	7.8	7.8	8	7.8	7.6	7.6	0	0	0	0	0	0
55	01461121621	NITESH BHANDARI	15	36	5	5	3	2	3	5	7.6	7.6	7.2	7	7.2	7.6	0	0	0	0	0	0
56	01561121621	SUJJAL GOGIA	22	47	5	5	1	4	3	3	10.1	10.1	9.3	9.9	9.7	9.7	2	2	1	2	2	2
57	01661121621	SHOBHIT BANGWAL	19	56	5	4	1	3	2	3	10.4	10.2	9.6	10	9.8	10	2	2	2	2	2	2
58	01761121621	NITYA KATHPALIA	16	45	5	4	4	5	1	5	8.7	8.5	8.5	8.7	7.9	8.7	1	1	1	1	0	1
59	01861121621	ANANYA SHARMA	13	60	4	5	2	2	2	3	9.4	9.6	9	9	9	9.2	1	2	1	1	1	1
60	01961121621	DISHA MAHESHWAR	16	51	4	4	4	5	3	5	9.1	9.1	9.1	9.3	8.9	9.3	1	1	1	1	1	1
61	02061121621	VASU KUMAR	17	50	4	4	2	2	3	3	9.2	9.2	8.8	8.8	9	9	1	1	1	1	1	1
62	02161121621	SAANYA MOHANTY	24	58	5	4	4	4	1	3	11.6	11.4	11.4	11.4	10.8	11.2	3	3	3	3	3	3
63	02261121621	VISHWAS TYAGI	15	50	5	5	1	2	1	4	9	9	8.2	8.4	8.2	8.8	1	1	1	1	1	1
64	02361121621	PRABHLEEN KAUR	20	42	5	5	5	4	3	3	9.2	9.2	9.2	9	8.8	8.8	1	1	1	1	1	1
65	02461121621	SHINY DHINGRA	15	47	5	5	5	2	1	5	8.7	8.7	8.7	8.1	7.9	8.7	1	1	1	1	0	1
66	02561121621	SOMYA SINGH	23	63	4	4	3	5	3	3	11.7	11.7	11.5	11.9	11.5	11.5	3	3	3	3	3	3
67	02661121621	PARAS MEHTA	17	39	5	4	4	3	1	5	8.3	8.1	8.1	7.9	7.5	8.3	1	1	1	0	0	1
68	35161121621	SHRUTI ARORA	19	46	4	5	3	2	2	4	9.2	9.4	9	8.8	8.8	9.2	1	1	1	1	1	1
69	35261121621	VISHESH NARULA	16	38	5	4	3	2	1	4	8	7.8	7.6	7.4	7.2	7.8	0	0	0	0	0	0
70	35361121621	ZOYA SIDDIQUI	10	48	4	5	4	5	1	3	7.6	7.8	7.6	7.8	7	7.4	0	0	0	0	0	0
71	35461121621	KHUSH MADAN	12	37	4	5	3	2	2	5	6.9	7.1	6.7	6.5	6.5	7.1	0	0	0	0	0	0
72	35561121621	KUSHAGR DIXIT	13	41	4	4	2	2	2	4	7.5	7.5	7.1	7.1	7.1	7.5	0	0	0	0	0	0
73	35661121621	LOVEJEET KAUR	10	46	5	5	2	5	1	4	7.6	7.6	7	7.6	6.8	7.4	0	0	0	0	0	0

Total Students

73

Grading Scale	
Score: 60%-70%	1
70%-80%	2
More than 80%	3

Course Outcomes	Grading on Scale of 3	Distribution %			No. of students achieving Target	CO Target
		3	2	1		
CO1	2.42	25%	23%	33%	80.82%	Met
CO2	2.42	25%	23%	33%	80.82%	Met
CO3	2.42	16%	23%	41%	80.82%	Met
CO4	2.38	16%	26%	37%	79.45%	Met
CO5	2.26	12%	27%	36%	75.34%	Met
CO6	2.42	22%	25%	34%	80.82%	Met



Target: More than **70.00%** Students must achieve Grade **1** (Minimum 60%)

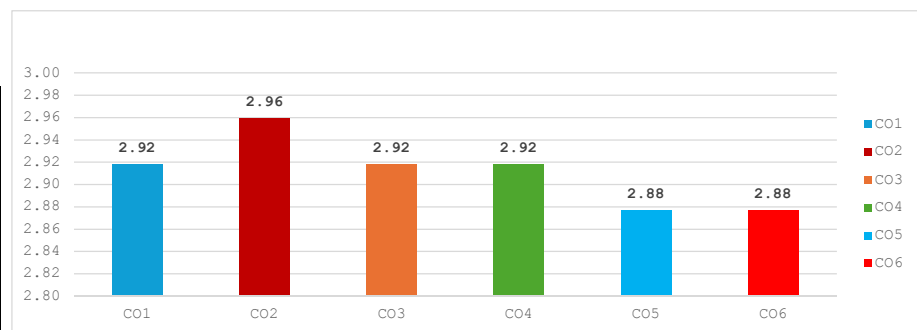
52	01161121621	MADAN MOHAN CHA	20	64	4	4	5	4	5	1	11.2	11.2	11.4	11.2	11.4	10.6	3	3	3	3	3	2
53	01261121621	SHIFA AHMED	21	52	4	5	4	4	2	3	10.2	10.4	10.2	10.2	9.8	10	2	2	2	2	2	2
54	01361121621	CHARU AGGARWAL	24	45	3	3	4	4	5	3	9.9	9.9	10.1	10.1	10.3	9.9	2	2	2	2	2	2
55	01461121621	NITESH BHANDARI	21	60	3	5	5	5	3	3	10.8	11.2	11.2	11.2	10.8	10.8	3	3	3	3	3	3
56	01561121621	SUJJAL GOGIA	23	52	3	3	5	5	1	3	10.4	10.4	10.8	10.8	10	10.4	2	2	3	3	2	2
57	01661121621	SHOBHIT BANGWAL	21	57	5	3	5	4	1	2	10.9	10.5	10.9	10.7	10.1	10.3	3	2	3	2	2	2
58	01761121621	NITYA KATHPALIA	22	45	4	5	5	4	4	1	9.7	9.9	9.9	9.7	9.7	9.1	2	2	2	2	2	1
59	01861121621	ANANYA SHARMA	24	51	3	3	4	5	2	2	10.5	10.5	10.7	10.9	10.3	10.3	2	2	2	3	2	2
60	01961121621	DISHA MAHESHWAR	20	46	5	5	4	4	4	3	9.6	9.6	9.4	9.4	9.4	9.2	2	2	1	1	1	1
61	02061121621	VASU KUMAR	21	37	3	3	4	4	2	3	8.5	8.5	8.7	8.7	8.3	8.5	1	1	1	1	1	1
62	02161121621	SAANYA MOHANTY	25	61	3	3	5	4	4	1	11.7	11.7	12.1	11.9	11.9	11.3	3	3	3	3	3	3
63	02261121621	VISHWAS TYAGI	22	53	3	4	5	5	1	1	10.3	10.5	10.7	10.7	9.9	9.9	2	2	2	2	2	2
64	02361121621	PRABHLEEN KAUR	21	63	4	3	5	5	5	3	11.3	11.1	11.5	11.5	11.5	11.1	3	3	3	3	3	3
65	02461121621	SHINY DHINGRA	21	52	5	5	5	5	5	1	10.4	10.4	10.4	10.4	10.4	9.6	2	2	2	2	2	2
66	02561121621	SOMYA SINGH	25	72	5	3	4	4	3	3	13.2	12.8	13	13	12.8	12.8	3	3	3	3	3	3
67	02661121621	PARAS MEHTA	21	38	3	5	5	4	4	1	8.6	9	9	8.8	8.8	8.2	1	1	1	1	1	1
68	35161121621	SHRUTI ARORA	23	43	5	4	4	5	3	2	9.9	9.7	9.7	9.9	9.5	9.3	2	2	2	2	2	1
69	35261121621	VISHESH NARULA	20	41	4	4	5	4	3	1	8.9	8.9	9.1	8.9	8.7	8.3	1	1	1	1	1	1
70	35361121621	ZOYA SIDDIQUI	19	59	5	3	4	5	4	1	10.7	10.3	10.5	10.7	10.5	9.9	2	2	2	2	2	2
71	35461121621	KHUSH MADAN	25	50	4	5	4	5	3	2	10.8	11	10.8	11	10.6	10.4	3	3	3	3	2	2
72	35561121621	KUSHAGR DIXIT	24	50	4	4	4	4	2	2	10.6	10.6	10.6	10.6	10.2	10.2	2	2	2	2	2	2
73	35661121621	LOVEJEET KAUR	22	44	4	4	5	5	2	1	9.6	9.6	9.8	9.8	9.2	9	2	2	2	2	1	1

Total Students

73

Grading Scale	
Score: 60%-70%	1
70%-80%	2
More than 80%	3

Course Outcomes	Grading on Scale of 3	Distribution %			No. of students achieving Target	CO Target
		3	2	1		
CO1	2.92	37%	45%	15%	97.26%	Met
CO2	2.96	40%	41%	18%	98.63%	Met
CO3	2.92	42%	38%	16%	97.26%	Met
CO4	2.92	42%	38%	16%	97.26%	Met
CO5	2.88	30%	44%	22%	95.89%	Met
CO6	2.88	25%	47%	25%	95.89%	Met



Target: More than **70.00%** Students must achieve Grade **1** (Minimum 60%)

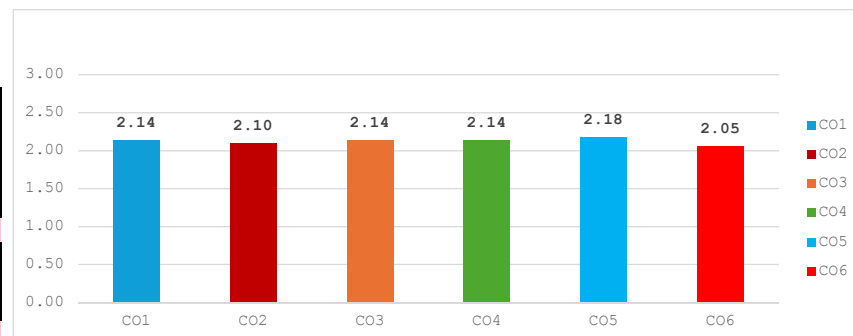
52	01161121621	MADAN MOHAN CHA	25	60	4	5	4	5	4	5	11.8	12	11.8	12	11.8	12	3	3	3	3	3	3
53	01261121621	SHIFA AHMED	22	57	3	5	5	4	4	2	10.7	11.1	11.1	10.9	10.9	10.5	2	3	3	3	3	2
54	01361121621	CHARU AGGARWAL	23	34	3	3	3	4	4	5	8.6	8.6	8.6	8.8	8.8	9	1	1	1	1	1	1
55	01461121621	NITESH BHANDARI	18	40	3	3	5	5	5	3	8.2	8.2	8.6	8.6	8.6	8.2	1	1	1	1	1	1
56	01561121621	SUJJAL GOGIA	25	47	3	3	3	5	5	3	10.3	10.3	10.3	10.7	10.7	10.3	2	2	2	2	2	2
57	01661121621	SHOBHIT BANGWAL	24	35	3	5	3	5	4	4	8.9	9.3	8.9	9.3	9.1	9.1	1	1	1	1	1	1
58	01761121621	NITYA KATHPALIA	16	13	3	4	5	5	4	4	5.1	5.3	5.5	5.5	5.3	5.3	0	0	0	0	0	0
59	01861121621	ANANYA SHARMA	22	51	5	5	3	4	5	2	10.5	10.5	10.1	10.3	10.5	9.9	2	2	2	2	2	2
60	01961121621	DISHA MAHESHWAR	20	41	4	5	5	4	4	4	8.9	9.1	9.1	8.9	8.9	8.9	1	1	1	1	1	1
61	02061121621	VASU KUMAR	25	50	4	5	3	4	4	2	10.8	11	10.6	10.8	10.8	10.4	3	3	2	3	3	2
62	02161121621	SAANYA MOHANTY	25	61	3	5	3	5	4	4	11.7	12.1	11.7	12.1	11.9	11.9	3	3	3	3	3	3
63	02261121621	VISHWAS TYAGI	21	47	5	3	4	5	5	4	9.9	9.5	9.7	9.9	9.9	9.7	2	2	2	2	2	2
64	02361121621	PRABHLEEN KAUR	23	65	5	5	3	5	5	5	12.1	12.1	11.7	12.1	12.1	12.1	3	3	3	3	3	3
65	02461121621	SHINY DHINGRA	20	50	4	5	5	5	5	5	9.8	10	10	10	10	10	2	2	2	2	2	2
66	02561121621	SOMYA SINGH	25	55	5	5	5	5	5	5	11.5	11.5	11.5	11.5	11.5	11.5	3	3	3	3	3	3
67	02661121621	PARAS MEHTA	25	40	3	3	5	5	4	4	9.6	9.6	10	10	9.8	9.8	2	2	2	2	2	2
68	35161121621	SHRUTI ARORA	25	46	3	5	4	4	5	5	10.2	10.6	10.4	10.4	10.6	10.6	2	2	2	2	2	2
69	35261121621	VISHESH NARULA	18	32	5	5	4	5	4	3	7.8	7.8	7.6	7.8	7.6	7.4	0	0	0	0	0	0
70	35361121621	ZOYA SIDDIQUI	16	38	5	5	5	4	5	4	8	8	8	7.8	8	7.8	0	0	0	0	0	0
71	35461121621	KHUSH MADAN	18	35	3	4	5	4	5	3	7.7	7.9	8.1	7.9	8.1	7.7	0	0	1	0	1	0
72	35561121621	KUSHAGR DIXIT	18	32	5	4	4	4	4	4	7.8	7.6	7.6	7.6	7.6	7.6	0	0	0	0	0	0
73	35661121621	LOVEJEET KAUR	21	28	5	4	4	5	5	4	8	7.8	7.8	8	8	7.8	0	0	0	0	0	0

Total Students

73

Grading Scale	
Score: 60%-70%	1
70%-80%	2
More than 80%	3

Course Outcomes	Grading on Scale of 3	Distribution %			No. of students achieving Target	CO Target
		3	2	1		
CO1	2.14	25%	25%	22%	71.23%	Met
CO2	2.10	27%	26%	16%	69.86%	Not Met
CO3	2.14	25%	26%	21%	71.23%	Met
CO4	2.14	27%	23%	21%	71.23%	Met
CO5	2.18	26%	26%	21%	72.60%	Met
CO6	2.05	22%	27%	19%	68.49%	Not Met



Target: More than **70.00%** Students must achieve Grade **1** (Minimum 60%)

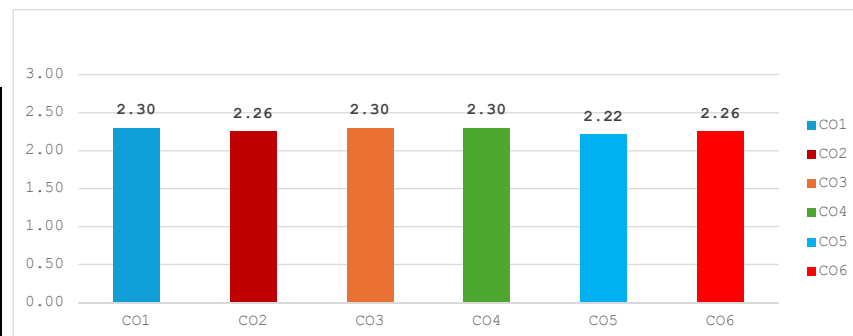
52	01161121621	MADAN MOHAN CHA	22	59	3	4	4	4	2	3	10.9	11.1	11.1	11.1	10.7	10.9	3	3	3	3	2	3
53	01261121621	SHIFA AHMED	25	43	5	3	5	5	1	4	10.3	9.9	10.3	10.3	9.5	10.1	2	2	2	2	2	2
54	01361121621	CHARU AGGARWAL	15	51	5	4	4	4	1	5	9.1	8.9	8.9	8.9	8.3	9.1	1	1	1	1	1	1
55	01461121621	NITESH BHANDARI	16	36	4	3	5	5	5	3	7.6	7.4	7.8	7.8	7.8	7.4	0	0	0	0	0	0
56	01561121621	SUJJAL GOGIA	23	52	4	4	4	4	5	5	10.6	10.6	10.6	10.6	10.8	10.8	2	2	2	2	3	3
57	01661121621	SHOBHIT BANGWAL	19	58	4	4	4	5	1	3	10.4	10.4	10.4	10.6	9.8	10.2	2	2	2	2	2	2
58	01761121621	NITYA KATHPALIA	17	58	3	4	4	4	1	4	9.8	10	10	10	9.4	10	2	2	2	2	1	2
59	01861121621	ANANYA SHARMA	22	45	4	3	4	5	2	2	9.7	9.5	9.7	9.9	9.3	9.3	2	2	2	2	1	1
60	01961121621	DISHA MAHESHWAR	19	28	4	3	4	5	1	5	7.4	7.2	7.4	7.6	6.8	7.6	0	0	0	0	0	0
61	02061121621	VASU KUMAR	19	44	3	3	4	5	5	5	8.8	8.8	9	9.2	9.2	9.2	1	1	1	1	1	1
62	02161121621	SAANYA MOHANTY	25	61	5	5	5	5	5	2	12.1	12.1	12.1	12.1	12.1	11.5	3	3	3	3	3	3
63	02261121621	VISHWAS TYAGI	20	36	3	3	4	4	2	5	8.2	8.2	8.4	8.4	8	8.6	1	1	1	1	0	1
64	02361121621	PRABHLEEN KAUR	25	60	5	5	4	5	1	4	12	12	11.8	12	11.2	11.8	3	3	3	3	3	3
65	02461121621	SHINY DHINGRA	16	23	5	5	5	4	3	5	6.5	6.5	6.5	6.3	6.1	6.5	0	0	0	0	0	0
66	02561121621	SOMYA SINGH	25	47	3	3	5	4	4	2	10.3	10.3	10.7	10.5	10.5	10.1	2	2	2	2	2	2
67	02661121621	PARAS MEHTA	17	42	4	3	5	5	1	3	8.4	8.2	8.6	8.6	7.8	8.2	1	1	1	1	0	1
68	35161121621	SHRUTI ARORA	17	53	5	5	5	4	4	2	9.7	9.7	9.7	9.5	9.5	9.1	2	2	2	2	2	1
69	35261121621	VISHESH NARULA	14	21	4	5	5	5	4	2	5.7	5.9	5.9	5.9	5.7	5.3	0	0	0	0	0	0
70	35361121621	ZOYA SIDDIQUI	13	21	4	4	4	4	3	4	5.5	5.5	5.5	5.5	5.3	5.5	0	0	0	0	0	0
71	35461121621	KHUSH MADAN	14	17	4	4	4	4	1	5	5.3	5.3	5.3	5.3	4.7	5.5	0	0	0	0	0	0
72	35561121621	KUSHAGR DIXIT	13	29	5	5	5	4	1	2	6.5	6.5	6.5	6.3	5.7	5.9	0	0	0	0	0	0
73	35661121621	LOVEJEET KAUR	15	35	3	5	4	4	5	4	7.1	7.5	7.3	7.3	7.5	7.3	0	0	0	0	0	0

Total Students

73

Grading Scale	
Score: 60%-70%	1
70%-80%	2
More than 80%	3

Course Outcomes	Grading on Scale of 3	Distribution %			No. of students achieving Target	CO Target
		3	2	1		
CO1	2.30	26%	23%	27%	76.71%	Met
CO2	2.26	27%	23%	25%	75.34%	Met
CO3	2.30	27%	23%	26%	76.71%	Met
CO4	2.30	27%	23%	26%	76.71%	Met
CO5	2.22	21%	26%	27%	73.97%	Met
CO6	2.26	26%	22%	27%	75.34%	Met



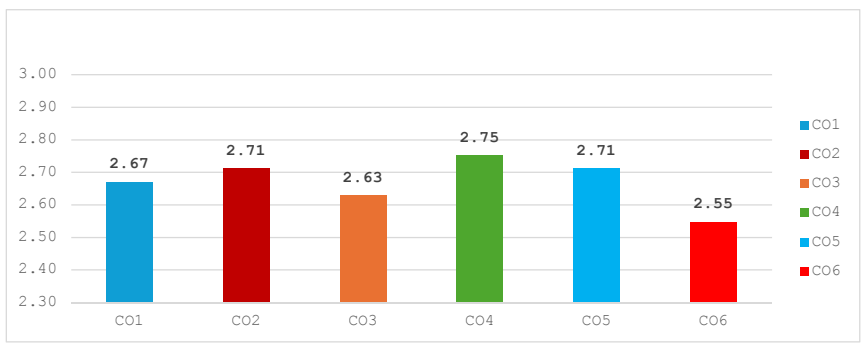
Target: More than **70.00%** Students must achieve Grade **1** (Minimum 60%)

52	01161121621	MADAN MOHAN CHA	24	62	3	3	5	5	4	5	11.6	11.6	12	12	11.8	12	3	3	3	3	3	3
53	01261121621	SHIFA AHMED	25	56	3	4	4	5	4	3	11.2	11.4	11.4	11.6	11.4	11.2	3	3	3	3	3	3
54	01361121621	CHARU AGGARWAL	20	48	4	5	5	5	5	2	9.6	9.8	9.8	9.8	9.8	9.2	2	2	2	2	2	1
55	01461121621	NITESH BHANDARI	22	18	5	3	4	5	4	1	7.2	6.8	7	7.2	7	6.4	0	0	0	0	0	0
56	01561121621	SUJJAL GOGIA	25	46	5	4	4	5	5	1	10.6	10.4	10.4	10.6	10.6	9.8	2	2	2	2	2	2
57	01661121621	SHOBHIT BANGWAL	24	54	5	4	5	4	4	1	11.2	11	11.2	11	11	10.4	3	3	3	3	3	2
58	01761121621	NITYA KATHPALIA	24	45	5	4	5	5	5	2	10.3	10.1	10.3	10.3	10.3	9.7	2	2	2	2	2	2
59	01861121621	ANANYA SHARMA	22	48	4	3	3	4	5	1	10	9.8	9.8	10	10.2	9.4	2	2	2	2	2	1
60	01961121621	DISHA MAHESHWAR	25	35	5	3	4	4	4	2	9.5	9.1	9.3	9.3	9.3	8.9	2	1	1	1	1	1
61	02061121621	VASU KUMAR	25	41	5	4	3	5	5	3	10.1	9.9	9.7	10.1	10.1	9.7	2	2	2	2	2	2
62	02161121621	SAANYA MOHANTY	25	56	4	3	4	5	4	1	11.4	11.2	11.4	11.6	11.4	10.8	3	3	3	3	3	3
63	02261121621	VISHWAS TYAGI	23	43	3	4	4	5	4	3	9.5	9.7	9.7	9.9	9.7	9.5	2	2	2	2	2	2
64	02361121621	PRABHLEEN KAUR	25	65	5	4	5	4	4	1	12.5	12.3	12.5	12.3	12.3	11.7	3	3	3	3	3	3
65	02461121621	SHINY DHINGRA	25	31	3	5	3	5	5	3	8.7	9.1	8.7	9.1	9.1	8.7	1	1	1	1	1	1
66	02561121621	SOMYA SINGH	25	45	3	5	3	5	4	2	10.1	10.5	10.1	10.5	10.3	9.9	2	2	2	2	2	2
67	02661121621	PARAS MEHTA	24	46	3	5	5	5	4	3	10	10.4	10.4	10.4	10.2	10	2	2	2	2	2	2
68	35161121621	SHRUTI ARORA	24	53	5	4	3	5	5	4	11.1	10.9	10.7	11.1	11.1	10.9	3	3	2	3	3	3
69	35261121621	VISHESH NARULA	20	28	3	5	3	4	4	4	7.4	7.8	7.4	7.6	7.6	7.6	0	0	0	0	0	0
70	35361121621	ZOYA SIDDIQUI	22	45	4	5	3	5	5	4	9.7	9.9	9.5	9.9	9.9	9.7	2	2	2	2	2	2
71	35461121621	KHUSH MADAN	20	41	5	5	5	5	4	3	9.1	9.1	9.1	9.1	8.9	8.7	1	1	1	1	1	1
72	35561121621	KUSHAGR DIXIT	22	46	5	3	5	5	5	1	10	9.6	10	10	10	9.2	2	2	2	2	2	1
73	35661121621	LOVEJEET KAUR	20	31	3	5	4	4	4	3	7.7	8.1	7.9	7.9	7.9	7.7	0	1	0	0	0	0

Total Students **73**

Grading Scale	
Score: 60%-70%	1
70%-80%	2
More than 80%	3

Course Outcomes	Grading on Scale of 3	Distribution %			No. of students achieving Target	CO Target
		3	2	1		
CO1	2.67	33%	34%	22%	89.04%	Met
CO2	2.71	33%	32%	26%	90.41%	Met
CO3	2.63	34%	30%	23%	87.67%	Met
CO4	2.75	36%	32%	25%	91.78%	Met
CO5	2.71	34%	34%	22%	90.41%	Met
CO6	2.55	29%	30%	26%	84.93%	Met



Target: More than **70.00%** Students must achieve Grade **1** (Minimum 60%)

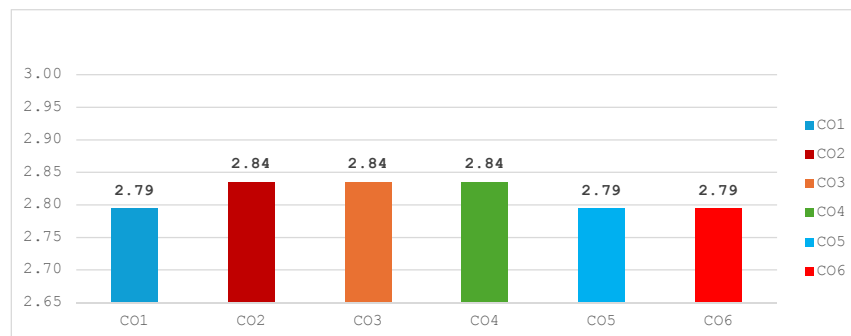
52	01161121621	MADAN MOHAN CHA	23	52	3	3	5	5	4	4	10.4	10.4	10.8	10.8	10.6	10.6	2	2	3	3	2	2
53	01261121621	SHIFA AHMED	24	47	4	5	4	5	5	2	10.3	10.5	10.3	10.5	10.5	9.9	2	2	2	2	2	2
54	01361121621	CHARU AGGARWAL	18	47	3	4	4	4	4	5	8.9	9.1	9.1	9.1	9.1	9.3	1	1	1	1	1	1
55	01461121621	NITESH BHANDARI	23	41	4	3	3	5	5	1	9.5	9.3	9.3	9.7	9.7	8.9	2	1	1	2	2	1
56	01561121621	SUJJAL GOGIA	24	47	4	4	4	4	4	1	10.3	10.3	10.3	10.3	10.3	9.7	2	2	2	2	2	2
57	01661121621	SHOBHIT BANGWAL	24	54	5	3	5	4	4	1	11.2	10.8	11.2	11	11	10.4	3	3	3	3	3	2
58	01761121621	NITYA KATHPALIA	19	57	4	5	3	4	4	3	10.3	10.5	10.1	10.3	10.3	10.1	2	2	2	2	2	2
59	01861121621	ANANYA SHARMA	20	61	3	4	3	4	4	3	10.7	10.9	10.7	10.9	10.9	10.7	2	3	2	3	3	2
60	01961121621	DISHA MAHESHWAR	22	41	4	5	4	4	5	4	9.3	9.5	9.3	9.3	9.5	9.3	1	2	1	1	2	1
61	02061121621	VASU KUMAR	23	33	3	3	5	5	5	5	8.5	8.5	8.9	8.9	8.9	8.9	1	1	1	1	1	1
62	02161121621	SAANYA MOHANTY	24	53	4	5	5	5	5	4	10.9	11.1	11.1	11.1	11.1	10.9	3	3	3	3	3	3
63	02261121621	VISHWAS TYAGI	23	37	3	4	4	5	5	5	8.9	9.1	9.1	9.3	9.3	9.3	1	1	1	1	1	1
64	02361121621	PRABHLEEN KAUR	24	56	4	3	4	5	5	4	11.2	11	11.2	11.4	11.4	11.2	3	3	3	3	3	3
65	02461121621	SHINY DHINGRA	22	54	5	4	3	5	5	5	10.8	10.6	10.4	10.8	10.8	10.8	3	2	2	3	3	3
66	02561121621	SOMYA SINGH	23	57	4	4	3	5	5	4	11.1	11.1	10.9	11.3	11.3	11.1	3	3	3	3	3	3
67	02661121621	PARAS MEHTA	24	50	3	4	3	4	4	5	10.4	10.6	10.4	10.6	10.6	10.8	2	2	2	2	2	3
68	35161121621	SHRUTI ARORA	21	59	5	3	5	5	5	3	11.1	10.7	11.1	11.1	11.1	10.7	3	2	3	3	3	2
69	35261121621	VISHESH NARULA	21	29	3	5	4	4	4	5	7.7	8.1	7.9	7.9	7.9	8.1	0	1	0	0	0	1
70	35361121621	ZOYA SIDDIQUI	18	57	5	4	3	5	5	5	10.3	10.1	9.9	10.3	10.3	10.3	2	2	2	2	2	2
71	35461121621	KHUSH MADAN	20	37	5	4	5	5	5	5	8.7	8.5	8.7	8.7	8.7	8.7	1	1	1	1	1	1
72	35561121621	KUSHAGR DIXIT	20	42	3	5	4	5	4	5	8.8	9.2	9	9.2	9	9.2	1	1	1	1	1	1
73	35661121621	LOVEJEET KAUR	20	35	3	4	3	5	5	5	8.1	8.3	8.1	8.5	8.5	8.5	1	1	1	1	1	1

Total Students

73

Grading Scale	
Score: 60%-70%	1
70%-80%	2
More than 80%	3

Course Outcomes	Grading on Scale of 3	Distribution %			No. of students achieving Target	CO Target
		3	2	1		
CO1	2.79	19%	40%	34%	93.15%	Met
CO2	2.84	19%	42%	33%	94.52%	Met
CO3	2.84	21%	38%	36%	94.52%	Met
CO4	2.84	23%	42%	29%	94.52%	Met
CO5	2.79	22%	44%	27%	93.15%	Met
CO6	2.79	15%	38%	40%	93.15%	Met



Target: More than **70.00%** Students must achieve Grade **1** (Minimum 60%)

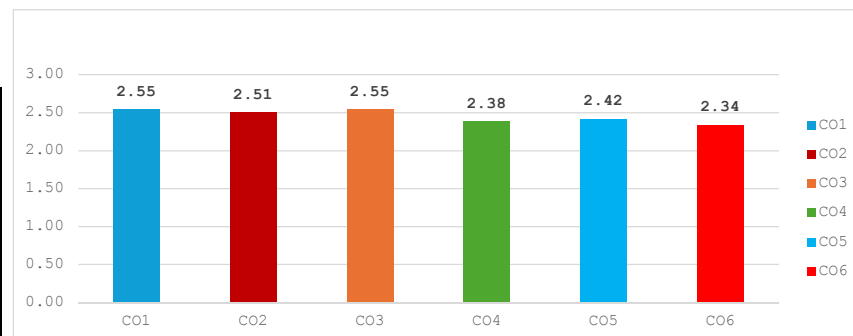
52	01161121621	MADAN MOHAN CHA	25	48	4	5	5	4	2	3	10.6	10.8	10.8	10.6	10.2	10.4	2	3	3	2	2	2
53	01261121621	SHIFA AHMED	23	38	5	5	5	1	3	3	9.4	9.4	9.4	8.6	9	9	1	1	1	1	1	1
54	01361121621	CHARU AGGARWAL	22	34	3	5	4	5	5	2	8.4	8.8	8.6	8.8	8.8	8.2	1	1	1	1	1	1
55	01461121621	NITESH BHANDARI	17	22	4	4	4	4	4	3	6.4	6.4	6.4	6.4	6.4	6.2	0	0	0	0	0	0
56	01561121621	SUJJAL GOGIA	24	42	5	5	4	2	3	3	10	10	9.8	9.4	9.6	9.6	2	2	2	1	2	2
57	01661121621	SHOBHIT BANGWAL	23	35	5	5	4	2	4	3	9.1	9.1	8.9	8.5	8.9	8.7	1	1	1	1	1	1
58	01761121621	NITYA KATHPALIA	20	29	5	5	5	5	2	2	7.9	7.9	7.9	7.9	7.3	7.3	0	0	0	0	0	0
59	01861121621	ANANYA SHARMA	23	33	5	5	4	1	5	3	8.9	8.9	8.7	8.1	8.9	8.5	1	1	1	1	1	1
60	01961121621	DISHA MAHESHWAR	24	49	3	4	5	3	2	2	10.3	10.5	10.7	10.3	10.1	10.1	2	2	2	2	2	2
61	02061121621	VASU KUMAR	21	24	4	5	5	4	2	3	7.4	7.6	7.6	7.4	7	7.2	0	0	0	0	0	0
62	02161121621	SAANYA MOHANTY	25	37	4	5	5	4	2	1	9.5	9.7	9.7	9.5	9.1	8.9	2	2	2	2	1	1
63	02261121621	VISHWAS TYAGI	24	35	3	4	4	2	5	2	8.9	9.1	9.1	8.7	9.3	8.7	1	1	1	1	1	1
64	02361121621	PRABHLEEN KAUR	22	42	4	4	4	1	5	1	9.4	9.4	9.4	8.8	9.6	8.8	1	1	1	1	2	1
65	02461121621	SHINY DHINGRA	25	40	5	4	4	2	4	2	10	9.8	9.8	9.4	9.8	9.4	2	2	2	1	2	1
66	02561121621	SOMYA SINGH	24	46	5	4	5	1	5	1	10.4	10.2	10.4	9.6	10.4	9.6	2	2	2	2	2	2
67	02661121621	PARAS MEHTA	24	32	5	4	4	2	3	1	9	8.8	8.8	8.4	8.6	8.2	1	1	1	1	1	1
68	35161121621	SHRUTI ARORA	23	32	4	5	5	1	3	2	8.6	8.8	8.8	8	8.4	8.2	1	1	1	0	1	1
69	35261121621	VISHESH NARULA	20	25	4	4	5	1	4	1	7.3	7.3	7.5	6.7	7.3	6.7	0	0	0	0	0	0
70	35361121621	ZOYA SIDDIQUI	13	29	5	5	5	5	4	2	6.5	6.5	6.5	6.5	6.3	5.9	0	0	0	0	0	0
71	35461121621	KHUSH MADAN	23	24	4	4	4	5	5	3	7.8	7.8	7.8	8	8	7.6	0	0	0	0	0	0
72	35561121621	KUSHAGR DIXIT	18	31	4	5	4	3	4	3	7.5	7.7	7.5	7.3	7.5	7.3	0	0	0	0	0	0
73	35661121621	LOVEJEET KAUR	17	21	5	5	5	5	5	3	6.5	6.5	6.5	6.5	6.5	6.1	0	0	0	0	0	0

Total Students

73

Grading Scale	
Score: 60%-70%	1
70%-80%	2
More than 80%	3

Course Outcomes	Grading on Scale of 3	Distribution %			No. of students achieving Target	CO Target
		3.00	2	1		
CO1	2.55	0.25	30%	30%	84.93%	Met
CO2	2.51	0.27	27%	29%	83.56%	Met
CO3	2.55	0.27	26%	32%	84.93%	Met
CO4	2.38	0.19	32%	29%	79.45%	Met
CO5	2.42	0.23	29%	29%	80.82%	Met
CO6	2.34	0.14	34%	30%	78.08%	Met



Target: More than **70.00%** Students must achieve Grade **1** (Minimum 60%)

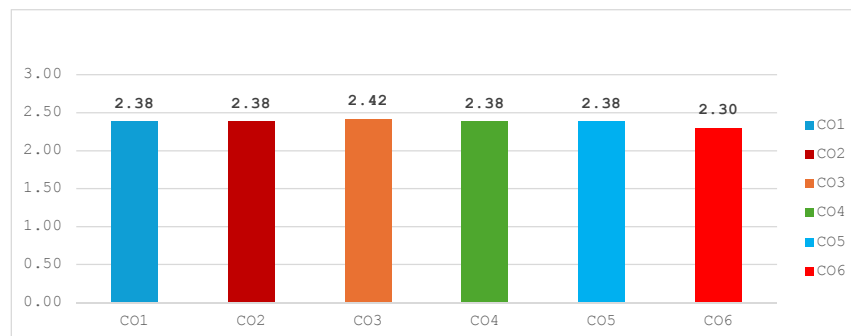
52	01161121621	MADAN MOHAN CHA	25	64	4	3	4	5	5	1	12.2	12	12.2	12.4	12.4	11.6	3	3	3	3	3	3
53	01261121621	SHIFA AHMED	15	47	4	4	3	4	5	1	8.5	8.5	8.3	8.5	8.7	7.9	1	1	1	1	1	0
54	01361121621	CHARU AGGARWAL	25	50	3	3	3	4	5	2	10.6	10.6	10.6	10.8	11	10.4	2	2	2	3	3	2
55	01461121621	NITESH BHANDARI	17	23	4	4	3	4	5	4	6.5	6.5	6.3	6.5	6.7	6.5	0	0	0	0	0	0
56	01561121621	SUJJAL GOGIA	24	66	5	4	4	4	4	5	12.4	12.2	12.2	12.2	12.2	12.4	3	3	3	3	3	3
57	01661121621	SHOBHIT BANGWAL	22	57	3	5	4	4	4	5	10.7	11.1	10.9	10.9	10.9	11.1	2	3	3	3	3	3
58	01761121621	NITYA KATHPALIA	18	45	4	4	3	5	5	4	8.9	8.9	8.7	9.1	9.1	8.9	1	1	1	1	1	1
59	01861121621	ANANYA SHARMA	20	60	5	4	4	5	5	2	11	10.8	10.8	11	11	10.4	3	3	3	3	3	2
60	01961121621	DISHA MAHESHWAR	24	42	4	4	4	5	4	2	9.8	9.8	9.8	10	9.8	9.4	2	2	2	2	2	1
61	02061121621	VASU KUMAR	21	42	5	3	4	4	5	2	9.4	9	9.2	9.2	9.4	8.8	1	1	1	1	1	1
62	02161121621	SAANYA MOHANTY	25	68	4	3	3	5	5	3	12.6	12.4	12.4	12.8	12.8	12.4	3	3	3	3	3	3
63	02261121621	VISHWAS TYAGI	20	29	4	4	4	4	4	2	7.7	7.7	7.7	7.7	7.7	7.3	0	0	0	0	0	0
64	02361121621	PRABHLEEN KAUR	24	66	5	5	5	5	4	1	12.4	12.4	12.4	12.4	12.2	11.6	3	3	3	3	3	3
65	02461121621	SHINY DHINGRA	24	68	4	3	4	4	5	5	12.4	12.2	12.4	12.4	12.6	12.6	3	3	3	3	3	3
66	02561121621	SOMYA SINGH	25	75	4	3	3	5	5	3	13.3	13.1	13.1	13.5	13.5	13.1	3	3	3	3	3	3
67	02661121621	PARAS MEHTA	25	67	5	4	4	4	5	3	12.7	12.5	12.5	12.5	12.7	12.3	3	3	3	3	3	3
68	35161121621	SHRUTI ARORA	17	59	5	5	3	4	4	5	10.3	10.3	9.9	10.1	10.1	10.3	2	2	2	2	2	2
69	35261121621	VISHESH NARULA	17	32	3	3	5	4	4	5	7.2	7.2	7.6	7.4	7.4	7.6	0	0	0	0	0	0
70	35361121621	ZOYA SIDDIQUI	13	36	5	4	5	5	4	1	7.2	7	7.2	7.2	7	6.4	0	0	0	0	0	0
71	35461121621	KHUSH MADAN	15	38	5	5	5	5	5	3	7.8	7.8	7.8	7.8	7.8	7.4	0	0	0	0	0	0
72	35561121621	KUSHAGR DIXIT	20	48	3	4	4	5	4	4	9.4	9.6	9.6	9.8	9.6	9.6	1	2	2	2	2	2
73	35661121621	LOVEJEET KAUR	15	39	4	4	4	4	5	2	7.7	7.7	7.7	7.7	7.9	7.3	0	0	0	0	0	0

Total Students

73

Grading Scale	
Score: 60%-70%	1
70%-80%	2
More than 80%	3

Course Outcomes	Grading on Scale of 3	Distribution %			No. of students achieving Target	CO Target
		3	2	1		
CO1	2.38	33%	23%	23%	79.45%	Met
CO2	2.38	34%	25%	21%	79.45%	Met
CO3	2.42	34%	26%	21%	80.82%	Met
CO4	2.38	36%	23%	21%	79.45%	Met
CO5	2.38	37%	23%	19%	79.45%	Met
CO6	2.30	33%	21%	23%	76.71%	Met



Target: More than **70.00%** Students must achieve Grade **1** (Minimum 60%)

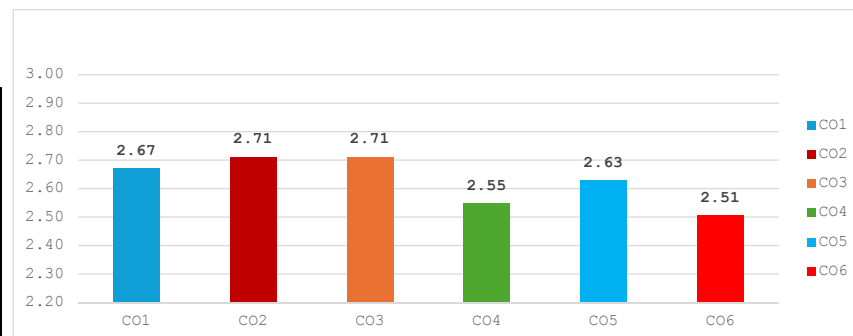
52	01161121621	MADAN MOHAN CHA	24	56	5	4	5	5	3	1	11.4	11.2	11.4	11.4	11	10.6	3	3	3	3	3	2
53	01261121621	SHIFA AHMED	24	44	3	4	4	1	3	2	9.8	10	10	9.4	9.8	9.6	2	2	2	1	2	2
54	01361121621	CHARU AGGARWAL	23	45	4	4	5	4	5	2	9.9	9.9	10.1	9.9	10.1	9.5	2	2	2	2	2	2
55	01461121621	NITESH BHANDARI	20	24	4	4	4	5	2	1	7.2	7.2	7.2	7.4	6.8	6.6	0	0	0	0	0	0
56	01561121621	SUJJAL GOGIA	25	41	3	4	5	3	3	1	9.7	9.9	10.1	9.7	9.7	9.3	2	2	2	2	2	1
57	01661121621	SHOBHIT BANGWAL	25	48	3	4	5	5	2	2	10.4	10.6	10.8	10.8	10.2	10.2	2	2	3	3	2	2
58	01761121621	NITYA KATHPALIA	23	51	3	5	5	4	5	3	10.3	10.7	10.7	10.5	10.7	10.3	2	2	2	2	2	2
59	01861121621	ANANYA SHARMA	23	45	3	4	4	3	3	1	9.7	9.9	9.9	9.7	9.7	9.3	2	2	2	2	2	1
60	01961121621	DISHA MAHESHWAR	25	39	4	5	5	2	3	1	9.7	9.9	9.9	9.3	9.5	9.1	2	2	2	1	2	1
61	02061121621	VASU KUMAR	24	42	5	5	4	1	3	2	10	10	9.8	9.2	9.6	9.4	2	2	2	1	2	1
62	02161121621	SAANYA MOHANTY	25	51	3	4	5	2	2	1	10.7	10.9	11.1	10.5	10.5	10.3	2	3	3	2	2	2
63	02261121621	VISHWAS TYAGI	25	36	4	5	5	3	2	2	9.4	9.6	9.6	9.2	9	9	1	2	2	1	1	1
64	02361121621	PRABHLEEN KAUR	23	60	3	5	4	1	5	2	11.2	11.6	11.4	10.8	11.6	11	3	3	3	3	3	3
65	02461121621	SHINY DHINGRA	25	33	4	5	5	1	2	1	9.1	9.3	9.3	8.5	8.7	8.5	1	1	1	1	1	1
66	02561121621	SOMYA SINGH	25	57	3	4	5	1	3	2	11.3	11.5	11.7	10.9	11.3	11.1	3	3	3	3	3	3
67	02661121621	PARAS MEHTA	25	42	5	4	5	2	2	1	10.2	10	10.2	9.6	9.6	9.4	2	2	2	2	2	1
68	35161121621	SHRUTI ARORA	24	53	3	5	5	5	4	3	10.7	11.1	11.1	11.1	10.9	10.7	2	3	3	3	3	2
69	35261121621	VISHESH NARULA	22	25	5	5	4	2	4	1	7.9	7.9	7.7	7.3	7.7	7.1	0	0	0	0	0	0
70	35361121621	ZOYA SIDDIQUI	13	45	4	4	4	3	4	3	7.9	7.9	7.9	7.7	7.9	7.7	0	0	0	0	0	0
71	35461121621	KHUSH MADAN	23	36	5	4	4	1	2	1	9.2	9	9	8.4	8.6	8.4	1	1	1	1	1	1
72	35561121621	KUSHAGR DIXIT	22	54	3	5	5	1	2	2	10.4	10.8	10.8	10	10.2	10.2	2	3	3	2	2	2
73	35661121621	LOVEJEET KAUR	13	32	5	5	4	3	2	2	6.8	6.8	6.6	6.4	6.2	6.2	0	0	0	0	0	0

Total Students

73

Grading Scale	
Score: 60%-70%	1
70%-80%	2
More than 80%	3

Course Outcomes	Grading on Scale of 3	Distribution %			No. of students achieving Target	CO Target
		3	2	1		
CO1	2.67	23%	42%	23%	89.04%	Met
CO2	2.71	25%	45%	21%	90.41%	Met
CO3	2.71	29%	41%	21%	90.41%	Met
CO4	2.55	18%	40%	27%	84.93%	Met
CO5	2.63	18%	48%	22%	87.67%	Met
CO6	2.51	12%	37%	34%	83.56%	Met



Target: More than **70.00%** Students must achieve Grade **1** (Minimum 60%)

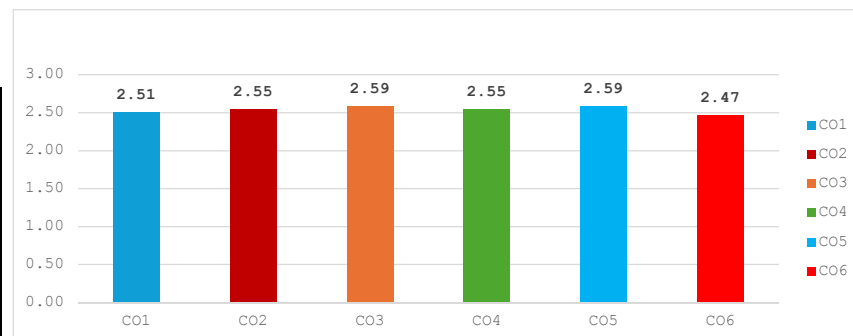
52	01161121621	MADAN MOHAN CHA	24	69	3	4	3	5	5	4	12.3	12.5	12.3	12.7	12.7	12.5	3	3	3	3	3	3
53	01261121621	SHIFA AHMED	17	47	5	3	4	5	5	4	9.1	8.7	8.9	9.1	9.1	8.9	1	1	1	1	1	1
54	01361121621	CHARU AGGARWAL	20	39	4	4	5	5	5	2	8.7	8.7	8.9	8.9	8.9	8.3	1	1	1	1	1	1
55	01461121621	NITESH BHANDARI	19	44	5	3	3	5	5	5	9.2	8.8	8.8	9.2	9.2	9.2	1	1	1	1	1	1
56	01561121621	SUJJAL GOGIA	23	55	5	3	5	4	4	5	11.1	10.7	11.1	10.9	10.9	11.1	3	2	3	3	3	3
57	01661121621	SHOBHIT BANGWAL	22	63	5	3	4	4	5	5	11.7	11.3	11.5	11.5	11.7	11.7	3	3	3	3	3	3
58	01761121621	NITYA KATHPALIA	18	50	4	5	5	4	5	2	9.4	9.6	9.6	9.4	9.6	9	1	2	2	1	2	1
59	01861121621	ANANYA SHARMA	20	54	5	3	5	5	4	2	10.4	10	10.4	10.4	10.2	9.8	2	2	2	2	2	2
60	01961121621	DISHA MAHESHWAR	24	47	3	3	5	4	5	5	10.1	10.1	10.5	10.3	10.5	10.5	2	2	2	2	2	2
61	02061121621	VASU KUMAR	20	40	5	4	3	4	4	1	9	8.8	8.6	8.8	8.8	8.2	1	1	1	1	1	1
62	02161121621	SAANYA MOHANTY	24	63	3	4	4	4	5	4	11.7	11.9	11.9	11.9	12.1	11.9	3	3	3	3	3	3
63	02261121621	VISHWAS TYAGI	22	37	4	4	4	4	4	5	8.9	8.9	8.9	8.9	8.9	9.1	1	1	1	1	1	1
64	02361121621	PRABHLEEN KAUR	23	49	4	4	3	4	5	3	10.3	10.3	10.1	10.3	10.5	10.1	2	2	2	2	2	2
65	02461121621	SHINY DHINGRA	25	36	4	5	3	4	5	5	9.4	9.6	9.2	9.4	9.6	9.6	1	2	1	1	2	2
66	02561121621	SOMYA SINGH	24	68	3	3	3	5	5	4	12.2	12.2	12.2	12.6	12.6	12.4	3	3	3	3	3	3
67	02661121621	PARAS MEHTA	23	53	5	3	3	4	4	3	10.9	10.5	10.5	10.7	10.7	10.5	3	2	2	2	2	2
68	35161121621	SHRUTI ARORA	20	37	4	5	4	5	5	2	8.5	8.7	8.5	8.7	8.7	8.1	1	1	1	1	1	1
69	35261121621	VISHESH NARULA	15	31	5	4	5	5	4	1	7.1	6.9	7.1	7.1	6.9	6.3	0	0	0	0	0	0
70	35361121621	ZOYA SIDDIQUI	13	38	5	3	3	4	5	2	7.4	7	7	7.2	7.4	6.8	0	0	0	0	0	0
71	35461121621	KHUSH MADAN	17	30	5	5	4	5	5	3	7.4	7.4	7.2	7.4	7.4	7	0	0	0	0	0	0
72	35561121621	KUSHAGR DIXIT	13	33	4	5	3	5	4	1	6.7	6.9	6.5	6.9	6.7	6.1	0	0	0	0	0	0
73	35661121621	LOVEJEET KAUR	13	32	5	4	4	5	5	1	6.8	6.6	6.6	6.8	6.8	6	0	0	0	0	0	0

Total Students

73

Grading Scale	
Score: 60%-70%	1
70%-80%	2
More than 80%	3

Course Outcomes	Grading on Scale of 3	Distribution %			No. of students achieving Target	CO Target
		3	2	1		
CO1	2.51	27%	21%	36%	83.56%	Met
CO2	2.55	27%	26%	32%	84.93%	Met
CO3	2.59	29%	23%	34%	86.30%	Met
CO4	2.55	29%	23%	33%	84.93%	Met
CO5	2.59	29%	27%	30%	86.30%	Met
CO6	2.47	26%	19%	37%	82.19%	Met



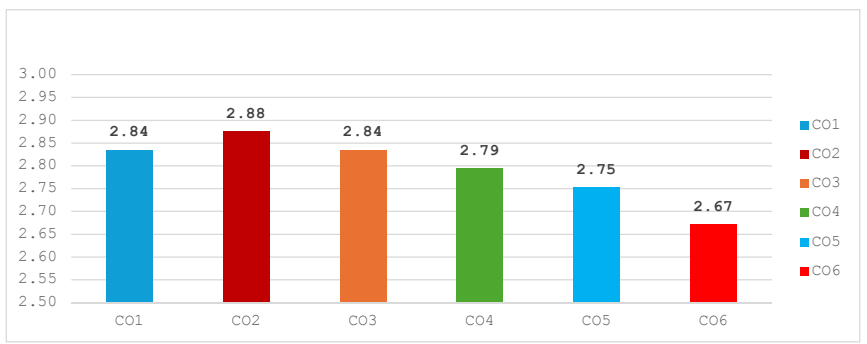
Target: More than **70.00%** Students must achieve Grade **1** (Minimum 60%)

52	01161121621	MADAN MOHAN CHA	24	52	5	4	4	1	4	1	11	10.8	10.8	10.2	10.8	10.2	3	3	3	2	3	2
53	01261121621	SHIFA AHMED	23	60	3	4	4	3	3	1	11.2	11.4	11.4	11.2	11.2	10.8	3	3	3	3	3	3
54	01361121621	CHARU AGGARWAL	20	58	3	4	4	3	5	1	10.4	10.6	10.6	10.4	10.8	10	2	2	2	2	3	2
55	01461121621	NITESH BHANDARI	18	57	4	4	5	4	3	3	10.1	10.1	10.3	10.1	9.9	9.9	2	2	2	2	2	2
56	01561121621	SUJJAL GOGIA	22	61	5	5	5	5	5	3	11.5	11.5	11.5	11.5	11.5	11.1	3	3	3	3	3	3
57	01661121621	SHOBHIT BANGWAL	21	56	5	5	5	4	5	1	10.8	10.8	10.8	10.6	10.8	10	3	3	3	2	3	2
58	01761121621	NITYA KATHPALIA	23	57	4	5	5	5	4	2	11.1	11.3	11.3	11.3	11.1	10.7	3	3	3	3	3	2
59	01861121621	ANANYA SHARMA	20	62	4	5	5	4	3	1	11	11.2	11.2	11	10.8	10.4	3	3	3	3	3	2
60	01961121621	DISHA MAHESHWAR	24	35	3	5	5	5	3	3	8.9	9.3	9.3	9.3	8.9	8.9	1	1	1	1	1	1
61	02061121621	VASU KUMAR	20	47	3	5	5	4	5	1	9.3	9.7	9.7	9.5	9.7	8.9	1	2	2	2	2	1
62	02161121621	SAANYA MOHANTY	25	61	3	4	4	5	5	1	11.7	11.9	11.9	12.1	12.1	11.3	3	3	3	3	3	3
63	02261121621	VISHWAS TYAGI	21	53	5	5	5	3	3	2	10.5	10.5	10.5	10.1	10.1	9.9	2	2	2	2	2	2
64	02361121621	PRABHLEEN KAUR	17	52	4	4	4	5	3	2	9.4	9.4	9.4	9.6	9.2	9	1	1	1	2	1	1
65	02461121621	SHINY DHINGRA	24	41	3	5	5	5	2	1	9.5	9.9	9.9	9.9	9.3	9.1	2	2	2	2	1	1
66	02561121621	SOMYA SINGH	25	53	5	5	5	5	5	1	11.3	11.3	11.3	11.3	11.3	10.5	3	3	3	3	3	2
67	02661121621	PARAS MEHTA	23	49	4	5	4	5	5	2	10.3	10.5	10.3	10.5	10.5	9.9	2	2	2	2	2	2
68	35161121621	SHRUTI ARORA	22	52	3	5	5	5	5	2	10.2	10.6	10.6	10.6	10.6	10	2	2	2	2	2	2
69	35261121621	VISHESH NARULA	18	37	4	4	5	2	3	1	8.1	8.1	8.3	7.7	7.9	7.5	1	1	1	0	0	0
70	35361121621	ZOYA SIDDIQUI	10	55	3	4	4	3	2	3	8.1	8.3	8.3	8.1	7.9	8.1	1	1	1	1	0	1
71	35461121621	KHUSH MADAN	16	33	4	5	5	4	4	1	7.3	7.5	7.5	7.3	7.3	6.7	0	0	0	0	0	0
72	35561121621	KUSHAGR DIXIT	18	54	4	4	5	3	3	1	9.8	9.8	10	9.6	9.6	9.2	2	2	2	2	2	1
73	35661121621	LOVEJEET KAUR	12	44	5	4	4	1	5	3	7.8	7.6	7.6	7	7.8	7.4	0	0	0	0	0	0

Total Students 73

Grading Scale	
Score: 60%-70%	1
70%-80%	2
More than 80%	3

Course Outcomes	Grading on Scale of 3	Distribution %			No. of students achieving Target	CO Target
		3	2	1		
CO1	2.84	33%	45%	16%	94.52%	Met
CO2	2.88	34%	42%	19%	95.89%	Met
CO3	2.84	37%	41%	16%	94.52%	Met
CO4	2.79	26%	48%	19%	93.15%	Met
CO5	2.75	32%	40%	21%	91.78%	Met
CO6	2.67	18%	44%	27%	89.04%	Met



Target: More than 70.00% Students must achieve Grade 1 (Minimum 60%)

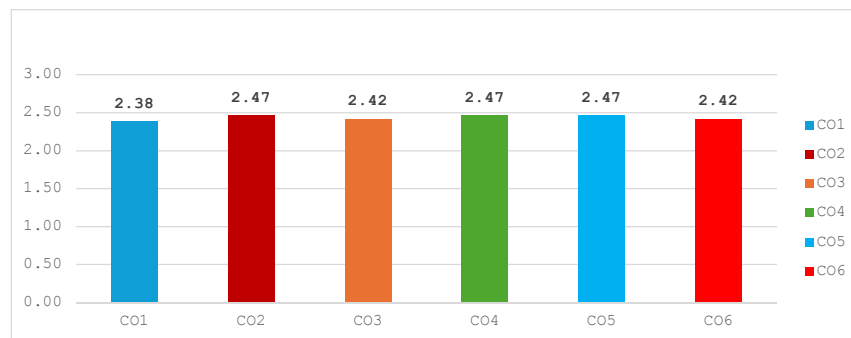
52	01161121621	MADAN MOHAN CHA	22	63	5	3	4	4	5	4	11.7	11.3	11.5	11.5	11.7	11.5	3	3	3	3	3	3
53	01261121621	SHIFA AHMED	18	67	4	5	3	4	5	5	11.1	11.3	10.9	11.1	11.3	11.3	3	3	3	3	3	3
54	01361121621	CHARU AGGARWAL	18	49	5	5	4	5	5	4	9.5	9.5	9.3	9.5	9.5	9.3	2	2	1	2	2	1
55	01461121621	NITESH BHANDARI	18	56	3	4	3	5	5	1	9.8	10	9.8	10.2	10.2	9.4	2	2	2	2	2	1
56	01561121621	SUJJAL GOGIA	22	55	4	4	3	4	5	2	10.7	10.7	10.5	10.7	10.9	10.3	2	2	2	2	3	2
57	01661121621	SHOBHIT BANGWAL	18	47	4	4	4	4	5	3	9.1	9.1	9.1	9.1	9.3	8.9	1	1	1	1	1	1
58	01761121621	NITYA KATHPALIA	17	57	4	5	4	5	4	3	9.9	10.1	9.9	10.1	9.9	9.7	2	2	2	2	2	2
59	01861121621	ANANYA SHARMA	18	55	4	4	3	4	4	3	9.9	9.9	9.7	9.9	9.9	9.7	2	2	2	2	2	2
60	01961121621	DISHA MAHESHWAR	17	53	3	3	5	5	4	4	9.3	9.3	9.7	9.7	9.5	9.5	1	1	2	2	2	2
61	02061121621	VASU KUMAR	19	50	3	3	5	4	4	5	9.4	9.4	9.8	9.6	9.6	9.8	1	1	2	2	2	2
62	02161121621	SAANYA MOHANTY	23	63	3	5	3	5	5	5	11.5	11.9	11.5	11.9	11.9	11.9	3	3	3	3	3	3
63	02261121621	VISHWAS TYAGI	17	37	4	5	4	5	5	5	7.9	8.1	7.9	8.1	8.1	8.1	0	1	0	1	1	1
64	02361121621	PRABHLEEN KAUR	15	69	4	3	5	4	4	1	10.7	10.5	10.9	10.7	10.7	10.1	2	2	3	2	2	2
65	02461121621	SHINY DHINGRA	18	55	4	3	3	4	4	3	9.9	9.7	9.7	9.9	9.9	9.7	2	2	2	2	2	2
66	02561121621	SOMYA SINGH	25	56	5	4	5	4	5	4	11.6	11.4	11.6	11.4	11.6	11.4	3	3	3	3	3	3
67	02661121621	PARAS MEHTA	23	64	3	4	4	5	5	5	11.6	11.8	11.8	12	12	12	3	3	3	3	3	3
68	35161121621	SHRUTI ARORA	21	39	3	4	5	5	4	3	8.7	8.9	9.1	9.1	8.9	8.7	1	1	1	1	1	1
69	35261121621	VISHESH NARULA	12	18	4	3	3	4	4	5	5	4.8	4.8	5	5	5.2	0	0	0	0	0	0
70	35361121621	ZOYA SIDDIQUI	10	43	4	3	5	5	4	3	7.1	6.9	7.3	7.3	7.1	6.9	0	0	0	0	0	0
71	35461121621	KHUSH MADAN	10	9	5	5	3	5	4	2	3.9	3.9	3.5	3.9	3.7	3.3	0	0	0	0	0	0
72	35561121621	KUSHAGR DIXIT	15	45	5	3	4	4	5	1	8.5	8.1	8.3	8.3	8.5	7.7	1	1	1	1	1	0
73	35661121621	LOVEJEET KAUR	12	38	5	5	5	5	5	2	7.2	7.2	7.2	7.2	7.2	6.6	0	0	0	0	0	0

Total Students

73

Grading Scale	
Score: 60%-70%	1
70%-80%	2
More than 80%	3

Course Outcomes	Grading on Scale of 3	Distribution %			No. of students achieving Target	CO Target
		3	2	1		
CO1	2.38	37%	22%	21%	79.45%	Met
CO2	2.47	36%	25%	22%	82.19%	Met
CO3	2.42	36%	26%	19%	80.82%	Met
CO4	2.47	37%	27%	18%	82.19%	Met
CO5	2.47	40%	22%	21%	82.19%	Met
CO6	2.42	30%	29%	22%	80.82%	Met



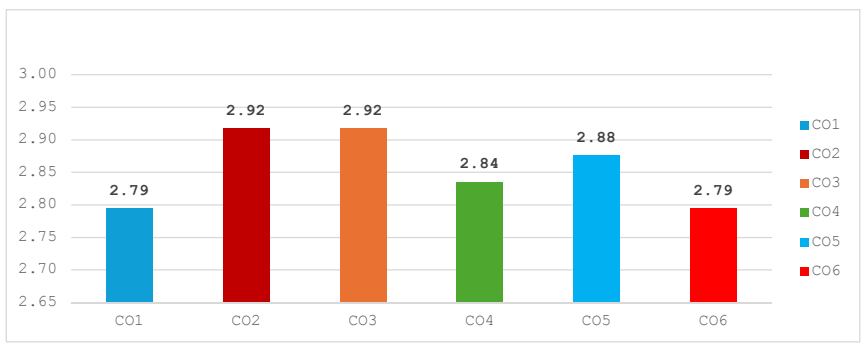
Target: More than **70.00%** Students must achieve Grade **1** (Minimum 60%)

52	01161121621	MADAN MOHAN CHA	25	66	3	4	5	2	5	2	12.2	12.4	12.6	12	12.6	12	3	3	3	3	3	3
53	01261121621	SHIFA AHMED	24	65	4	5	4	4	4	1	12.1	12.3	12.1	12.1	12.1	11.5	3	3	3	3	3	3
54	01361121621	CHARU AGGARWAL	18	58	3	4	4	4	2	2	10	10.2	10.2	10.2	9.8	9.8	2	2	2	2	2	2
55	01461121621	NITESH BHANDARI	21	52	4	5	4	5	4	2	10.2	10.4	10.2	10.4	10.2	9.8	2	2	2	2	2	2
56	01561121621	SUJJAL GOGIA	23	58	5	4	5	2	2	2	11.4	11.2	11.4	10.8	10.8	10.8	3	3	3	3	3	3
57	01661121621	SHOBHIT BANGWAL	22	50	4	5	5	3	4	3	10.2	10.4	10.4	10	10.2	10	2	2	2	2	2	2
58	01761121621	NITYA KATHPALIA	24	59	5	5	5	3	5	1	11.7	11.7	11.7	11.3	11.7	10.9	3	3	3	3	3	3
59	01861121621	ANANYA SHARMA	24	55	3	4	4	1	4	2	10.9	11.1	11.1	10.5	11.1	10.7	3	3	3	2	3	2
60	01961121621	DISHA MAHESHWAR	23	42	4	5	5	2	3	2	9.6	9.8	9.8	9.2	9.4	9.2	2	2	2	1	1	1
61	02061121621	VASU KUMAR	24	40	3	5	5	1	5	3	9.4	9.8	9.8	9	9.8	9.4	1	2	2	1	2	1
62	02161121621	SAANYA MOHANTY	25	66	3	4	4	5	3	3	12.2	12.4	12.4	12.6	12.2	12.2	3	3	3	3	3	3
63	02261121621	VISHWAS TYAGI	22	65	4	5	4	2	5	2	11.7	11.9	11.7	11.3	11.9	11.3	3	3	3	3	3	3
64	02361121621	PRABHLEEN KAUR	17	65	4	4	5	3	3	3	10.7	10.7	10.9	10.5	10.5	10.5	2	2	3	2	2	2
65	02461121621	SHINY DHINGRA	25	42	4	4	5	4	2	1	10	10	10.2	10	9.6	9.4	2	2	2	2	2	1
66	02561121621	SOMYA SINGH	25	63	5	5	4	5	2	2	12.3	12.3	12.1	12.3	11.7	11.7	3	3	3	3	3	3
67	02661121621	PARAS MEHTA	22	59	3	5	5	1	3	3	10.9	11.3	11.3	10.5	10.9	10.9	3	3	3	2	3	3
68	35161121621	SHRUTI ARORA	22	53	3	5	5	1	4	1	10.3	10.7	10.7	9.9	10.5	9.9	2	2	2	2	2	2
69	35261121621	VISHESH NARULA	17	38	3	5	5	4	5	2	7.8	8.2	8.2	8	8.2	7.6	0	1	1	0	1	0
70	35361121621	ZOYA SIDDIQUI	10	42	5	4	5	3	4	2	7.2	7	7.2	6.8	7	6.6	0	0	0	0	0	0
71	35461121621	KHUSH MADAN	15	44	3	4	5	5	3	2	8	8.2	8.4	8.4	8	7.8	0	1	1	1	0	0
72	35561121621	KUSHAGR DIXIT	20	51	3	4	4	5	4	1	9.7	9.9	9.9	10.1	9.9	9.3	2	2	2	2	2	1
73	35661121621	LOVEJEET KAUR	13	47	3	4	4	2	4	2	7.9	8.1	8.1	7.7	8.1	7.7	0	1	1	0	1	0

Total Students 73

Grading Scale	
Score: 60%-70%	1
70%-80%	2
More than 80%	3

Course Outcomes	Grading on Scale of 3	Distribution %			No. of students achieving Target	CO Target
		3	2	1		
CO1	2.79	47%	33%	14%	93.15%	Met
CO2	2.92	48%	34%	15%	97.26%	Met
CO3	2.92	52%	30%	15%	97.26%	Met
CO4	2.84	42%	33%	19%	94.52%	Met
CO5	2.88	44%	33%	19%	95.89%	Met
CO6	2.79	40%	27%	26%	93.15%	Met



Target: More than 70.00% Students must achieve Grade 1 (Minimum 60%)

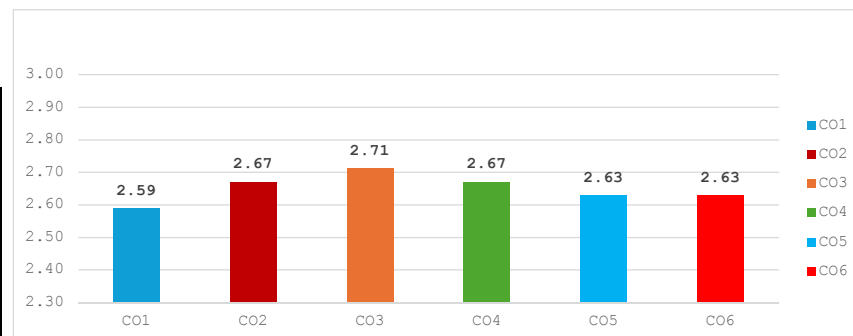
52	01161121621	MADAN MOHAN CHA	25	59	5	3	4	4	5	5	11.9	11.5	11.7	11.7	11.9	11.9	3	3	3	3	3	3
53	01261121621	SHIFA AHMED	23	56	5	4	5	5	4	4	11.2	11	11.2	11.2	11	11	3	3	3	3	3	3
54	01361121621	CHARU AGGARWAL	24	51	3	5	5	4	2	4	10.5	10.9	10.9	10.7	10.3	10.7	2	3	3	2	2	2
55	01461121621	NITESH BHANDARI	22	45	5	5	4	4	3	3	9.9	9.9	9.7	9.7	9.5	9.5	2	2	2	2	2	2
56	01561121621	SUJJAL GOGIA	22	49	3	5	4	5	5	2	9.9	10.3	10.1	10.3	10.3	9.7	2	2	2	2	2	2
57	01661121621	SHOBHIT BANGWAL	21	48	3	5	5	5	4	4	9.6	10	10	10	9.8	9.8	2	2	2	2	2	2
58	01761121621	NITYA KATHPALIA	19	60	4	5	5	4	4	4	10.6	10.8	10.8	10.6	10.6	10.6	2	3	3	2	2	2
59	01861121621	ANANYA SHARMA	24	56	4	4	5	5	1	5	11.2	11.2	11.4	11.4	10.6	11.4	3	3	3	3	2	3
60	01961121621	DISHA MAHESHWAR	20	40	5	3	5	4	1	2	9	8.6	9	8.8	8.2	8.4	1	1	1	1	1	1
61	02061121621	VASU KUMAR	22	42	5	4	4	5	1	2	9.6	9.4	9.4	9.6	8.8	9	2	1	1	2	1	1
62	02161121621	SAANYA MOHANTY	23	45	5	5	5	5	3	3	10.1	10.1	10.1	10.1	9.7	9.7	2	2	2	2	2	2
63	02261121621	VISHWAS TYAGI	25	65	4	3	4	5	3	3	12.3	12.1	12.3	12.5	12.1	12.1	3	3	3	3	3	3
64	02361121621	PRABHLEEN KAUR	15	71	5	4	5	5	3	3	11.1	10.9	11.1	11.1	10.7	10.7	3	3	3	3	2	2
65	02461121621	SHINY DHINGRA	23	47	3	4	4	4	3	2	9.9	10.1	10.1	10.1	9.9	9.7	2	2	2	2	2	2
66	02561121621	SOMYA SINGH	25	55	3	5	4	4	3	2	11.1	11.5	11.3	11.3	11.1	10.9	3	3	3	3	3	3
67	02661121621	PARAS MEHTA	23	41	5	3	4	5	4	2	9.7	9.3	9.5	9.7	9.5	9.1	2	1	2	2	2	1
68	35161121621	SHRUTI ARORA	24	51	5	4	5	5	4	4	10.9	10.7	10.9	10.9	10.7	10.7	3	2	3	3	2	2
69	35261121621	VISHESH NARULA	15	37	3	5	5	4	5	5	7.3	7.7	7.7	7.5	7.7	7.7	0	0	0	0	0	0
70	35361121621	ZOYA SIDDIQUI	10	46	4	4	4	5	2	3	7.4	7.4	7.4	7.6	7	7.2	0	0	0	0	0	0
71	35461121621	KHUSH MADAN	16	38	5	3	4	5	4	5	8	7.6	7.8	8	7.8	8	0	0	0	0	0	0
72	35561121621	KUSHAGR DIXIT	17	53	3	4	4	5	1	4	9.3	9.5	9.5	9.7	8.9	9.5	1	2	2	2	1	2
73	35661121621	LOVEJEET KAUR	10	46	3	4	4	5	4	4	7.2	7.4	7.4	7.6	7.4	7.4	0	0	0	0	0	0

Total Students

73

Grading Scale	
Score: 60%-70%	1
70%-80%	2
More than 80%	3

Course Outcomes	Grading on Scale of 3	Distribution %			No. of students achieving Target	CO Target
		3	2	1		
CO1	2.59	32%	33%	22%	86.30%	Met
CO2	2.67	32%	29%	29%	89.04%	Met
CO3	2.71	36%	30%	25%	90.41%	Met
CO4	2.67	33%	33%	23%	89.04%	Met
CO5	2.63	26%	33%	29%	87.67%	Met
CO6	2.63	29%	32%	27%	87.67%	Met



Target: More than **70.00%** Students must achieve Grade **1** (Minimum 60%)

Name of the Programme:

BA(H) ECONOMICS

Batch: 2021-24

	PO1	PO2	PO3	PO4	PO5	PO6	PO7	PSO1	PSO2	PSO3	PSO4
	Critical Thinking: Take informed actions after identifying the assumptions that frame our thinking and actions, checking out the degree to which these assumptions are accurate and valid, and looking at our ideas and decisions (intellectual, organizational, and personal) from different perspectives.	Effective Communication: Speak, read, write and listen clearly in person and through electronic media in English and in one Indian language, and make meaning of the world by connecting people, ideas, books, media and technology.	Social Interaction: Elicit views of others, mediate disagreements and help reach conclusions in group settings.	Effective Citizenship: Demonstrate empathetic social concern and equity centered national development, and the ability to act with an informed awareness of issues and participate in civic life through volunteering.	Ethics: Recognize different value systems including your own, understand the moral dimensions of your decisions, and accept responsibility for them	Environment and Sustainability: Understand the issues of environmental contexts and sustainable development.	Self-directed and Life-long Learning: Acquire the ability to engage in independent and life-long learning in the broadest context socio-technological changes.	Demonstrate the behavioral patterns of different economic agents with advancement in theoretical subject matter and their applications.	Build problem solving skills and logical ways to deal with various socio-economic issues using economic theories and concepts	Analyze trends in macroeconomic variables at regional, national, and global levels in context of functions of economic institutions.	Construct theoretical and policy research using economic models and communication skills in an articulated manner
Program Exit Survey (PES)	3.76	3.96	4.20	4.21	3.58	3.80	3.84	3.80	4.10	3.80	4.05
Employer Feedback (EFB)	3.45	4.30	3.88	4.22	3.50	4.08	3.78	3.70	4.25	3.90	4.10
Alumni Feedback (AFB)	4.20	4.27	3.79	4.30	3.70	4.25	3.72	4.05	4.20	3.92	4.39
Indirect Attainment*	3.80	4.18	3.96	4.24	3.59	4.04	3.78	3.85	4.18	3.87	4.18
Indirect Attainment* (Scale of 3)	2.28	2.51	2.37	2.55	2.16	2.43	2.27	2.31	2.51	2.32	2.51

* Indirect Attainment is average of PES, EFB, AFB

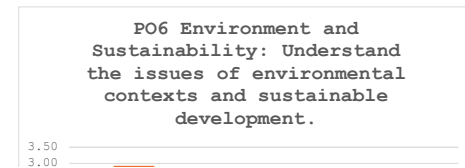
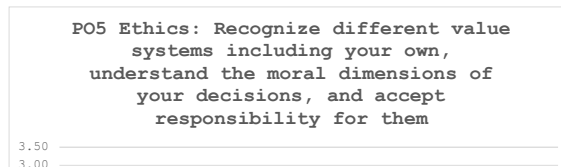
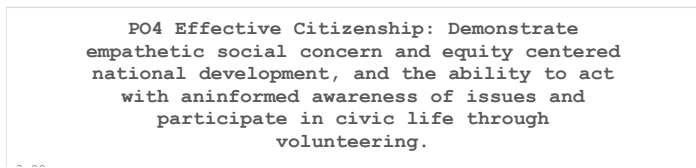
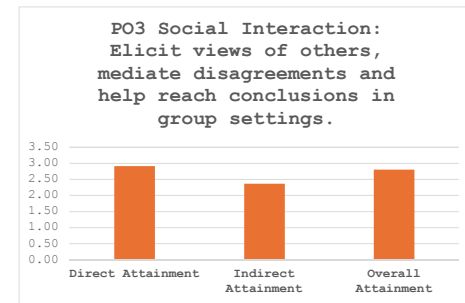
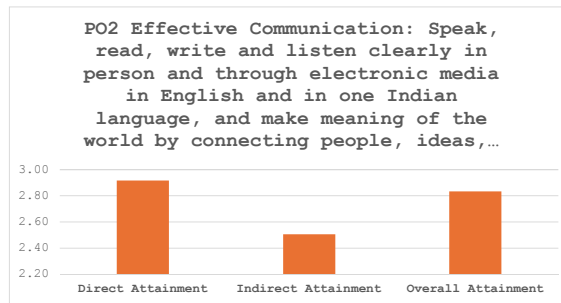
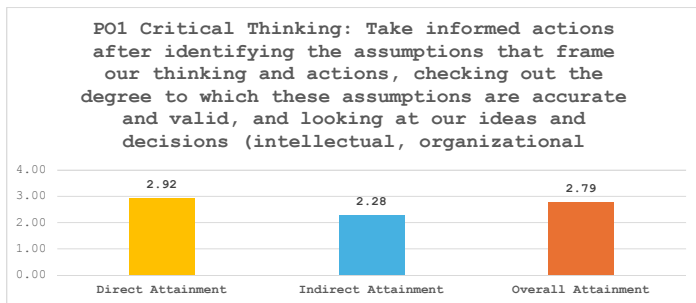
Course-PO Correlation Matrix (Wi Matrix)

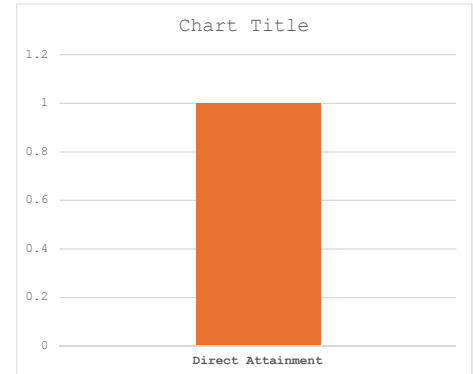
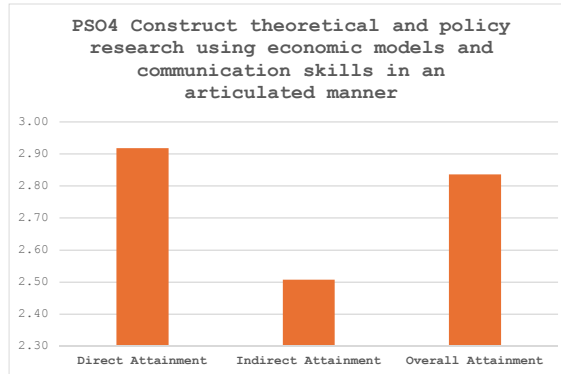
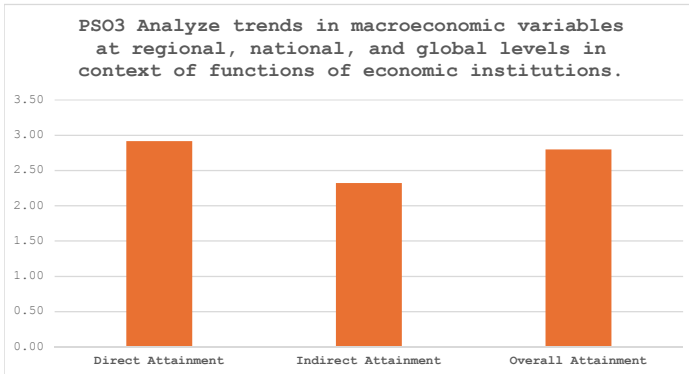
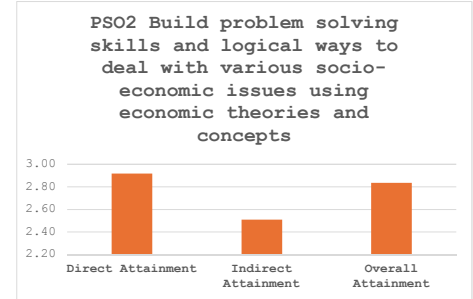
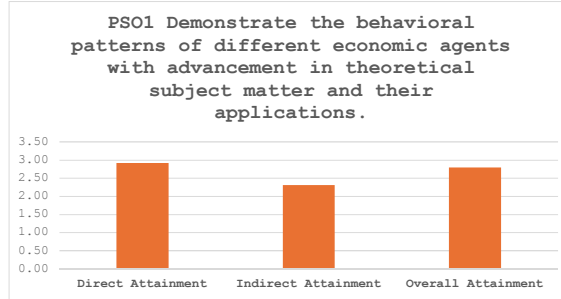
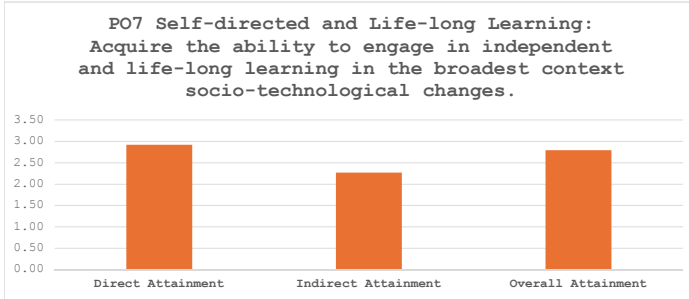
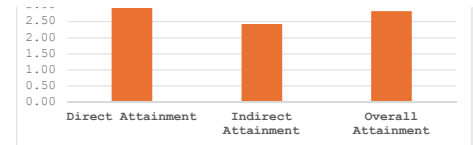
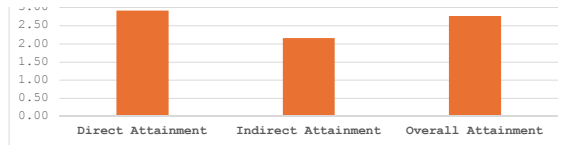
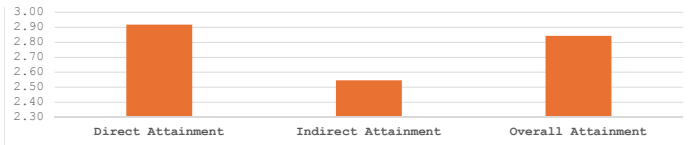
Course Code	Course Name	COs	Grading on Scale of 3	PO1	PO2	PO3	PO4	PO5	PO6	PO7	PSO1	PSO2	PSO3	PSO4	
				Critical Thinking: Take informed actions after identifying the assumptions that frame our	Effective Communication: Speak, read, write and listen clearly in person and through	Social Interaction: Elicit views of others, mediate disagreements and help reach	Effective Citizenship: Demonstrate empathetic social concern and equity centered	Ethics: Recognize different value systems including your own, understand the moral	Environment and Sustainability: Understand the issues of environmental contexts and	Self-directed and Life-long Learning: Acquire the ability to engage in independent and	Demonstrate the behavioral patterns of different economic agents with	Build problem solving skills and logical ways to deal with various socio-economic issues using	Analyze trends in macroeconomic variables at regional, national, and global levels in	Construct theoretical and policy research using economic models and communication	
BAECO101	Principles of Microecon	COBAECO101.1	2.92	3	3	3	3	2	1	1	1	3	3	2	3
		COBAECO101.2	2.92	3	3	3	2	1	1	2	3	3	2	3	
		COBAECO101.3	2.92	3	2	3	3	3	2	3	3	3	3	3	
		COBAECO101.4	2.92	3	2	3	3	3	2	3	3	3	3	3	
		COBAECO101.5	2.92	3	2	3	3	1	2	3	3	3	2	3	
		COBAECO101.6	2.92	3	2	2	3	3	3	2	3	3	3	2	
BAECO 103	Statistical Methods - I	COBAECO103.1	3.00	3	2	2	2	2	2	2	3	3	3	3	
		COBAECO103.2	3.00	3	2	2	2	2	2	2	3	3	3	3	
		COBAECO103.3	3.00	3	2	2	2	2	2	2	3	3	3	3	
		COBAECO103.4	3.00	3	2	2	2	2	2	2	3	3	3	3	
		COBAECO103.5	3.00	3	2	2	2	2	2	2	3	3	3	3	
		COBAECO103.6	3.00	3	2	2	2	2	2	2	3	3	3	3	
BAECO 105	Mathematics for Econor	COBAECO105.1	2.92	3	2	2	2	2	2	2	3	3	3	3	
		COBAECO105.2	2.96	3	2	2	2	2	2	2	3	3	3	3	
		COBAECO105.3	2.92	3	2	2	2	2	2	2	3	3	3	3	
		COBAECO105.4	2.92	3	2	2	2	2	2	2	3	3	3	3	
		COBAECO105.5	2.92	3	2	2	2	2	2	2	3	3	3	3	
		COBAECO105.6	2.88	3	2	2	2	2	2	3	3	3	3	3	
BAECO 107	Business English-I	COBAECO107.1	3.00	3	3	2	2	3	2	2	3	3	3	3	
		COBAECO107.2	3.00	3	3	2	2	3	2	2	3	3	3	3	
		COBAECO107.3	3.00	3	3	2	2	2	2	2	3	3	3	3	
		COBAECO107.4	3.00	3	3	2	2	2	2	2	3	3	3	3	
		COBAECO107.5	3.00	3	3	2	2	1	2	2	3	3	3	3	
		COBAECO107.6	3.00	3	2	2	2	2	2	2	3	3	3	3	
BAECO 102	Principles of Macro Eco	COBAECO102.1	3.00	3	3	3	3	2	1	1	3	3	2	3	
		COBAECO102.2	3.00	3	3	3	2	1	1	2	3	3	2	3	
		COBAECO102.3	3.00	3	2	3	3	3	3	3	3	3	3	3	
		COBAECO102.4	3.00	3	2	3	3	3	2	3	3	3	3	3	
		COBAECO102.5	3.00	3	2	3	3	1	2	3	3	3	2	3	
		COBAECO102.6	3.00	3	2	2	3	3	3	2	3	3	3	2	
BAECO 104	Statistical Methods - II	COBAECO104.1	2.96	3	2	2	3	3	3	2	3	3	3	2	
		COBAECO104.2	2.96	2	2	2	2	2	2	2	3	3	3	3	
		COBAECO104.3	2.96	2	2	2	2	2	2	2	3	3	3	3	
		COBAECO104.4	2.96	2	2	2	2	2	2	2	3	3	3	3	
		COBAECO104.5	2.96	2	2	2	2	2	2	2	3	3	3	3	
		COBAECO104.6	2.92	2	2	2	2	2	2	2	3	3	3	3	
BAECO106	Mathematics for Econor	COBAECO106.1	2.88	3	2	2	3	3	3	2	3	3	3	2	
		COBAECO106.2	2.88	2	2	2	2	2	2	2	3	3	3	3	
		COBAECO106.3	2.88	2	2	2	2	2	2	2	3	3	3	3	
		COBAECO106.4	2.88	2	2	2	2	2	2	2	3	3	3	3	
		COBAECO106.5	2.88	2	2	2	2	2	2	2	3	3	3	3	
		COBAECO106.6	2.84	2	2	2	2	2	2	2	3	3	3	3	
BAECO108	Business English-II	COBAECO108.1	2.96	3	2	2	3	3	3	3	3	3	3	2	
		COBAECO108.2	2.96	2	2	2	2	2	2	2	3	3	3	3	
		COBAECO108.3	2.96	2	3	1	2	1	2	1	3	3	3	3	
		COBAECO108.4	2.96	2	2	2	2	2	3	1	3	3	3	3	
		COBAECO108.5	2.96	2	3	1	3	3	3	2	3	3	3	3	
		COBAECO108.6	2.96	2	2	2	2	2	2	2	3	3	3	3	
BAECO201	Intermediate Micro Econ	COBAECO201.1	1.27	3	3	3	3	2	1	1	3	3	2	3	
		COBAECO201.2	1.19	3	3	3	2	1	1	2	3	3	2	3	
		COBAECO201.3	1.15	3	2	3	3	3	2	3	3	3	3	3	
		COBAECO201.4	1.27	3	2	3	3	3	2	3	3	3	3	3	
		COBAECO201.5	1.27	3	2	3	3	1	2	3	3	3	2	3	

		COBAECO201.6	1.23	3	2	2	3	3	3	2	3	3	3	2
BAECO203	Intermediate Macro Eco	COBAECO203.1	1.32	3	3	3	3	2	1	1	3	3	2	3
		COBAECO203.2	1.36	3	3	3	2	1	1	2	3	3	2	3
		COBAECO203.3	1.36	3	3	3	3	3	2	3	3	3	3	3
		COBAECO203.4	1.11	3	2	3	3	3	2	3	3	3	3	3
		COBAECO203.5	1.19	3	2	3	3	1	2	3	3	3	2	3
		COBAECO203.6	1.07	3	2	2	3	3	3	2	3	3	3	2
BAECO205	History of Economic Th	COBAECO205.1	1.56	3	3	3	3	2	1	1	3	3	1	3
		COBAECO205.2	1.56	3	3	3	2	1	1	2	3	3	2	3
		COBAECO205.3	1.56	3	2	3	3	3	2	3	3	3	3	3
		COBAECO205.4	1.56	3	2	3	3	3	2	3	3	3	3	3
		COBAECO205.5	1.52	3	2	3	3	1	2	3	3	3	2	3
		COBAECO205.6	1.44	3	1	2	3	3	3	2	3	3	3	2
BAECO207	Introduction to Econom	COBAECO207.1	1.40	2	2	2	2	2	2	3	3	3	3	3
		COBAECO207.2	1.32	2	2	2	2	2	2	2	3	3	3	3
		COBAECO207.3	1.32	2	2	2	2	2	2	2	3	3	3	3
		COBAECO207.4	1.40	2	2	2	2	2	2	2	3	3	3	3
		COBAECO207.5	1.44	2	2	2	2	2	2	2	3	3	3	3
		COBAECO207.6	1.32	2	2	2	2	2	2	2	3	3	3	3
BAECO209	Functional Hindi -I	COBAECO209.1	2.42	2	2	1	2	2	3	2	3	3	3	3
		COBAECO209.2	2.42	3	3	3	3	2	1	1	3	3	2	3
		COBAECO209.3	2.42	3	3	3	2	1	1	2	3	3	2	3
		COBAECO209.4	2.38	3	2	3	3	3	2	3	3	3	3	3
		COBAECO209.5	2.26	3	2	3	3	3	2	3	3	3	3	3
		COBAECO209.6	2.42	3	2	3	3	1	2	3	3	3	2	3
BAECO202	Intermediate Micro Eco	COBAECO202.1	2.92	3	2	2	3	3	2	2	3	3	3	2
		COBAECO202.2	2.96	3	2	3	2	2	2	2	3	3	3	3
		COBAECO202.3	2.92	2	3	2	2	3	2	2	3	3	3	3
		COBAECO202.4	2.92	2	3	1	2	3	1	2	3	3	3	3
		COBAECO202.5	2.88	3	3	2	3	2	3	3	3	3	3	3
		COBAECO202.6	2.88	2	3	2	2	2	3	2	3	3	3	3
BAECO204	Intermediate Macro	COBAECO204.1	2.14	3	2	3	2	2	2	3	3	3	3	3
		COBAECO204.2	2.10	3	3	3	2	3	2	2	3	3	3	3
		COBAECO204.3	2.14	2	3	3	2	3	1	3	3	3	3	3
		COBAECO204.4	2.14	3	3	3	3	3	2	2	3	3	3	3
		COBAECO204.5	2.18	2	3	2	2	2	3	3	3	3	3	3
		COBAECO204.6	2.05	2	1	3	3	3	2	3	3	3	3	3
BAECO206	Introduction to Econom	COBAECO206.1	2.30	3	2	3	2	2	2	3	3	3	3	3
		COBAECO206.2	2.26	3	3	2	2	3	2	2	3	3	3	3
		COBAECO206.3	2.30	2	3	2	2	3	1	3	3	3	3	3
		COBAECO206.4	2.30	2	3	2	3	3	1	2	3	3	3	3
		COBAECO206.5	2.22	2	3	2	2	2	3	3	3	3	3	3
		COBAECO206.6	2.26	2	1	3	2	3	2	3	3	3	3	3
BAECO208	Monetary Economics	COBAECO208.1	2.67	3	2	3	2	2	2	2	3	3	3	3
		COBAECO208.2	2.71	2	3	2	2	3	2	2	3	3	3	3
		COBAECO208.3	2.63	2	3	1	2	3	1	2	3	3	3	3
		COBAECO208.4	2.75	3	3	2	3	2	3	3	3	3	3	3
		COBAECO208.5	2.71	2	3	2	2	2	3	2	3	3	3	3
		COBAECO208.6	2.55	2	2	2	2	2	2	2	3	3	3	3
BAECO210	Functional Hindi-II	COBAECO210.1	2.79	3	3	3	3	2	1	1	3	3	2	3
		COBAECO210.2	2.84	3	3	3	2	1	1	2	3	3	2	3
		COBAECO210.3	2.84	3	2	3	3	3	2	3	3	3	3	3
		COBAECO210.4	2.84	3	2	3	3	3	2	3	3	3	3	3
		COBAECO210.5	2.79	3	2	3	3	1	2	3	3	3	2	3
		COBAECO210.6	2.79	3	2	2	3	3	3	2	3	3	3	2
BAECO301	International Trade and	COBAECO301.1	2.55	2	3	2	2	2	3	3	3	3	3	3
		COBAECO301.2	2.51	2	1	3	3	3	2	3	3	3	3	3
		COBAECO301.3	2.55	3	2	3	2	2	2	2	3	3	3	3
		COBAECO301.4	2.38	2	3	2	2	3	2	2	3	3	3	3
		COBAECO301.5	2.42	2	3	1	2	3	1	2	3	3	3	3
		COBAECO301.6	2.34	3	3	2	3	2	3	3	3	3	3	3
BAECO303	Public Economics-I	COBAECO303.1	2.38	2	3	2	2	2	3	2	3	3	3	3
		COBAECO303.2	2.38	2	3	2	2	2	3	3	3	3	3	3
		COBAECO303.3	2.42	2	1	3	3	3	2	3	3	3	3	3

		COBAECO304.5	2.47	8.75	8.75	8.75	8.75	5.84	2.92	2.92	8.75	8.75	5.84	8.75
		COBAECO304.6	2.42	8.75	8.75	8.75	5.84	2.92	2.92	5.84	8.75	8.75	5.84	8.75
BAECO306	Political and Economic	COBAECO306.1	2.79	8.75	5.84	8.75	8.75	8.75	5.84	8.75	8.75	8.75	8.75	8.75
		COBAECO306.2	2.92	8.75	5.84	8.75	8.75	8.75	5.84	8.75	8.75	8.75	8.75	8.75
		COBAECO306.3	2.92	8.75	5.84	8.75	8.75	2.92	5.84	8.75	8.75	8.75	5.84	8.75
		COBAECO306.4	2.84	8.75	5.84	5.84	8.75	8.75	8.75	5.84	8.75	8.75	8.75	5.84
		COBAECO306.5	2.88	8.75	8.75	8.75	8.75	5.84	2.92	2.92	8.75	8.75	5.84	8.75
		COBAECO306.6	2.79	8.75	8.75	8.75	5.84	2.92	2.92	5.84	8.75	8.75	5.84	8.75
BAECO310	International Trade and	COBAECO310.1	2.59	8.75	8.75	8.75	8.75	8.75	5.84	8.75	8.75	8.75	8.75	8.75
		COBAECO310.2	2.67	8.75	5.84	8.75	8.75	8.75	5.84	8.75	8.75	8.75	8.75	8.75
		COBAECO310.3	2.71	8.75	5.84	8.75	8.75	2.92	5.84	8.75	8.75	8.75	5.84	8.75
		COBAECO310.4	2.67	8.75	5.84	5.84	8.75	8.75	8.75	5.84	8.75	8.75	8.75	5.84
		COBAECO310.5	2.63	8.75	8.75	8.75	8.75	5.84	2.92	2.92	8.75	8.75	2.92	8.75
		COBAECO310.6	2.63	8.75	8.75	8.75	5.84	2.92	2.92	5.84	8.75	8.75	5.84	8.75
				1210.89	1091.26	1097.10	1108.77	1012.48	907.44	1024.15	1365.53	1365.53	1260.49	1327.60

	PO1	PO2	PO3	PO4	PO5	PO6	PO7	PSO1	PSO2	PSO3	PSO4
	Critical Thinking: Take informed actions after identifying the assumptions that frame our thinking and actions, checking out the degree to which these assumptions are accurate and valid, and looking at our ideas and decisions (intellectual, organizational, and personal) from different perspectives.	Effective Communication: Speak, read, write and listen clearly in person and through electronic media in English and in one Indian language, and make meaning of the world by connecting people, ideas, books, media and technology.	Social Interaction: Elicit views of others, mediate disagreements and help reach conclusions in group settings.	Effective Citizenship: Demonstrate empathetic social concern and equity centered national development, and the ability to act with aninformed awareness of issues and participate in civic life through volunteering.	Ethics: Recognize different value systems including your own, understand the moral dimensions of your decisions, and accept responsibility for them	Environment and Sustainability: Understand the issues of environmental contexts and sustainable development.	Self-directed and Life-long Learning: Acquire the ability to engage in independent and life-long learning in the broadest context socio-technological changes.	Demonstrate the behavioral patterns of different economic agents with advancement in theoretical subject matter and their applications.	Build problem solving skills and logical ways to deal with various socio-economic issues using economic theories and concepts	Analyze trends in macroeconomic variables at regional, national, and global levels in context of functions of economic institutions.	Construct theoretical and policy research using economic models and communication skills in an articulated manner
Direct Attainment	2.92	2.92	2.92	2.92	2.92	2.92	2.92	2.92	2.92	2.92	2.92
Indirect Attainment	2.28	2.51	2.37	2.55	2.16	2.43	2.27	2.31	2.51	2.32	2.51
Overall Attainment	2.79	2.84	2.81	2.84	2.77	2.82	2.79	2.80	2.84	2.80	2.84





Proposed Courses of Action for Improvement in Programme Outcomes

Based on the overall attainment scores provided, all Programme Outcomes (POs) and Programme-Specific Outcomes (PSOs) have met or exceeded the target of **2.1 (70%) on a scale of 3**. However, to foster continuous improvement and push performance closer to the maximum score, following proactive measures are planned:

PO1: Critical Thinking: Take informed actions after identifying the assumptions that frame our thinking and actions, checking out the degree to which these assumptions are accurate and valid, and looking at our ideas and decisions (intellectual, organizational, and personal) from different perspectives. (2.28)

Action Plan:

1. Students will be advised to do various interdisciplinary projects which will enhance their critical learning.
2. Business case competitions will be organized to promote real-world problem-solving.
3. Internships and practical assignments will be offered across different business domains.

PO3: Social Interaction: Elicit views of others, mediate disagreements and help reach conclusions in group settings. (2.37)

Action Plan:

1. Case-based learning and decision-making simulations will be integrated into the teaching pedagogy.
2. Value Added Courses on data analysis and business analytics will be offered.
3. Analytical problem-solving exercises and real-world projects will be provided.

PO5: Ethics: Recognize different value systems including your own, understand the moral dimensions of your decisions, and accept responsibility for them (2.16)

Action Plan:

1. Guest lectures on moral responsibility.
2. Value added courses on our cultural, moral and ethical values using spiritual awakening.
3. Cultural sensitivity workshops and diversity-themed events will be organized.

PSO1: Demonstrate the behavioral patterns of different economic agents with advancement in theoretical subject matter and their applications. (2.31)

Action Plan:

1. Strategic management simulations and scenario planning activities will be discussed in various Courses.
2. Students will be encouraged to participate in strategic economic planning discussions and competitions.
3. Guest Lectures/Mentoring sessions with industry leaders on strategic foresight will be provided.

PSO3: Analyze trends in macroeconomic variables at regional, national, and global levels in context of functions of economic institutions. (2.32)

Action Plan:

1. Scenario planning activities on how economic institutions shape and influence macroeconomic trends through their policy actions, regulatory frameworks, and economic functions.
2. Students will be encouraged to participate in debates and competitions on variation in economic trends and policies that can influence regional economic conditions.
3. Guest Lectures/Mentoring sessions with industry leaders on various economic trends and policies.