

Maharaja Agrasen Institute of Management Studies

(A unit of Maharaja Agrasen Technical Education Society)

Affiliated to GGSIP University; Recognized u/s 2(f) of UGC

Recognized by Bar Council of India; ISO 9001:2015 Certified Institution

Sector- 22, Rohini, Delhi- 110086, India



6.5 INTERNAL QUALITY ASSURANCE SYSTEM (IQAC)

Metric 6.5.2



MAHARAJA AGRASEN INSTITUTE OF MANAGEMENT STUDIES
(A unit of Maharaja Agrasen Technical Education Society)
Affiliated to GGSIP University; Recognized u/s 2(f) of UGC
Recognized by Bar Council of India; ISO 9001: 2015 Certified Institution
Maharaja Agrasen Chowk, Sector 22, Rohini, Delhi - 110086, INDIA
Tel. Office: 8448186947, 8448186950 www.maims.ac.in

Criteria 6- Governance, Leadership and Management

Key Indicator- 6.5 Internal Quality Assurance System

Supporting Documents 6.5.2

Supporting Documents pertaining to NIRF*

S. No.	Content	Page No.
1.	NIRF Report 2021-22*	3
2.	Link of HEI participation in NIRF	8
3.	Screenshot of HEI data submission on the NIRF portal	8

** NIRF Report consists of data of 3-year undergraduate programmes and thereby does not include the comprehensive data of Department of Law being a 5-year programme*


Director
Maharaja Agrasen Institute
of Management Studies
Sector 22, Rohini, Delhi-86



National Institutional Ranking Framework

Ministry of Education

Government of India

Welcome to Data Capturing System: COLLEGE

Submitted Institute Data for NIRF'2023'

Institute Name: Maharaja Agrasen Institute of Management Studies [IR-C-C-32860]

Sanctioned (Approved) Intake

Academic Year	2021-22	2020-21	2019-20	2018-19	2017-18	2016-17
UG [3 Years Program(s)]	720	660	660	-	-	-

Total Actual Student Strength (Program(s) Offered by Your Institution)

(All programs of all years)	No. of Male Students	No. of Female Students	Total Students	Within State (Including male & female)	Outside State (Including male & female)	Outside Country (Including male & female)	Economically Backward (Including male & female)	Socially Challenged (SC+ST+OBC Including male & female)	No. of students receiving full tuition fee reimbursement from the State and Central Government	No. of students receiving full tuition fee reimbursement from Institution Funds	No. of students receiving full tuition fee reimbursement from the Private Bodies	No. of students who are not receiving full tuition fee reimbursement
UG [3 Years Program(s)]	1292	622	1914	1607	307	0	0	143	42	40	0	61

Placement & Higher Studies


UG [3 Years Program(s)]: Placement & higher studies for previous 3 years

Academic Year	No. of first year students intake in the year	No. of first year students admitted in the year	Academic Year	No. of students graduating in minimum stipulated time	No. of students placed	Median salary of placed graduates(Amount in Rs.)	No. of students selected for Higher Studies
2017-18	600	582	2019-20	562	112	328000(Three lac twenty eight thousand)	172
2018-19	600	593	2020-21	566	121	368000(Three lac Sixty Eight thousand)	181
2019-20	660	618	2021-22	583	132	416000(four lac sixteen thousand)	196

Financial Resources: Utilised Amount for the Capital expenditure for previous 3 years

Academic Year	2021-22	2020-21	2019-20
	Utilised Amount	Utilised Amount	Utilised Amount
Annual Capital Expenditure on Academic Activities and Resources (excluding expenditure on buildings)			
Library	337831 (Three three seven eight three one)	187676 (one eight seven six seven six)	423426 (four two three four two six)
New Equipment for Laboratories	915611 (Nine one five six one one)	484130 (four eight four one three zero)	1153495 (one one five three four nine five)
Other expenditure on creation of Capital Assets (excluding expenditure on Land and Building)	27816727 (two seven eight one six seven two seven)	71282451 (seven one two eight two four five)	73384981 (seven three three eight four nine eight one)

Financial Resources: Utilised Amount for the Operational expenditure for previous 3 years




Academic Year	2021-22	2020-21	2019-20
	Utilised Amount	Utilised Amount	Utilised Amount
Annual Operational Expenditure			
Salaries (Teaching and Non Teaching staff)	121330371 (one two one three three zero three seven one)	88790202 (eight eight seven nine zero two zero two)	69892769 (six nine eight nine two seven six nine)
Maintenance of Academic Infrastructure or consumables and other running expenditures(excluding maintenance of hostels and allied services,rent of the building, depreciation cost, etc)	53375860 (five three three seven five eight six zero)	2050764 (two zero five zero seven six four)	2628622 (two six two eight six two two)
Seminars/Conferences/Workshops	531332 (five three one three three two)	271693 (two seven one six nine three)	165363 (one six five three six three)

PCS Facilities: Facilities of physically challenged students


1. Do your institution buildings have Lifts/Ramps?	Yes, more than 80% of the buildings
2. Do your institution have provision for walking aids, including wheelchairs and transportation from one building to another for handicapped students?	Yes
3. Do your institution buildings have specially designed toilets for handicapped students?	Yes, more than 80% of the buildings

Faculty Details


Srno	Name	Age	Designation	Gender	Qualification	Experience (In Months)	Currently working with institution?	Joining Date	Leaving Date	Association type
1	Manju Gupta	54	Professor	Female	Ph.D	264	Yes	16-08-2004	--	Regular
2	Vinita Gupta	58	Professor	Female	Ph.D	324	Yes	18-07-2013	--	Regular
3	Sangeeta Malik	58	Professor	Female	Ph.D	276	Yes	06-07-2009	--	Regular
4	Ravi Kumar Gupta	51	Professor	Female	Ph.D	324	Yes	22-01-2020	--	Regular
5	Sumedha Dutta	42	Associate Professor	Female	Ph.D	218	Yes	02-08-2004	--	Regular
6	Riya Sharma	41	Associate Professor	Female	M. Phil	231	Yes	02-08-2004	--	Regular
7	Bharti Chaudhary	43	Associate Professor	Female	Ph.D	252	Yes	01-08-2005	--	Regular
8	Anil Kumar Goyal	42	Associate Professor	Male	Ph.D	198	Yes	01-10-2021	--	Regular
9	Shilpee Aggarwal	40	Associate Professor	Female	Ph.D	164	Yes	30-07-2009	--	Regular
10	Nidhi Chaudhary	36	Associate Professor	Female	Ph.D	164	Yes	01-02-2011	--	Regular
11	Ankit Goel	37	Associate Professor	Male	Ph.D	144	Yes	01-10-2021	--	Regular
12	Gaurav Aggarwal	48	Associate Professor	Male	Ph.D	293	Yes	01-08-2008	--	Regular
13	Sarita Garg	45	Associate Professor	Female	M. Phil	264	Yes	28-07-2003	--	Regular
14	Praveen Kumar Gupta	51	Associate Professor	Male	Ph.D	228	Yes	01-08-2018	--	Regular
15	Usha Nair	51	Associate Professor	Female	Ph.D	234	Yes	01-08-2008	--	Regular
16	Nisha Dhanraj Dewani	36	Associate Professor	Female	Ph.D	156	Yes	18-01-2019	--	Regular
17	Umesh Chandra Pathak	44	Associate Professor	Male	Ph.D	216	Yes	20-07-2011	--	Regular




18	Divisha Gupta	42	Assistant Professor	Female	M.COM	18	Yes	17-02-2021	--	Regular
19	Rachita Aggarwal	29	Assistant Professor	Female	Ph.D	60	Yes	01-08-2017	--	Regular
20	Mansi Sachdeva	35	Assistant Professor	Female	MBA	134	Yes	01-08-2011	--	Regular
21	Geetanjali Gupta	47	Assistant Professor	Female	Ph.D	276	Yes	25-07-2005	--	Regular
22	Charu Mohla	40	Associate Professor	Female	Ph.D	210	Yes	01-08-2008	--	Regular
23	Shikha Sharma	38	Assistant Professor	Female	Ph.D	128	Yes	01-08-2013	--	Regular
24	Praveen Kumar Singh	41	Assistant Professor	Male	MCA	171	Yes	10-07-2009	--	Regular
25	Neetu Agarwal	32	Assistant Professor	Female	MCA	110	Yes	01-08-2013	--	Regular
26	Sakshi Gupta	29	Assistant Professor	Female	MBA	88	Yes	12-04-2021	--	Regular
27	Arpita Manchanda	36	Assistant Professor	Female	Ph.D	130	Yes	01-04-2022	--	Regular
28	Ritika Bhatia	25	Assistant Professor	Female	M.COM	36	Yes	28-08-2019	--	Regular
29	Aastha Narula	37	Assistant Professor	Female	LLM	11	Yes	19-08-2021	--	Regular
30	Sanam Sharma	39	Assistant Professor	Female	MBA	190	Yes	02-01-2007	--	Regular
31	Tanu Aggarwal	31	Assistant Professor	Male	Ph.D	16	Yes	06-09-2021	--	Regular
32	Shalluu Aggarwal	37	Assistant Professor	Female	Ph.D	156	Yes	06-09-2021	--	Regular
33	MEENAKSHI GUPTA	37	Assistant Professor	Female	M.Tech	198	Yes	01-04-2022	--	Regular
34	Monika jain	47	Assistant Professor	Female	Ph.D	220	Yes	16-08-2021	--	Regular
35	Aarushi Agarwal	34	Assistant Professor	Female	LLM	109	Yes	15-07-2019	--	Regular
36	Purnima Gupta	38	Assistant Professor	Female	LLM	132	Yes	01-08-2017	--	Regular
37	Shridul Gupta	40	Assistant Professor	Male	LLM	168	Yes	01-08-2017	--	Regular
38	Nirdosh Kumar	37	Assistant Professor	Male	Ph.D	62	Yes	23-07-2018	--	Regular
39	Shruti Yadav	27	Assistant Professor	Female	MBA	36	Yes	01-10-2021	--	Regular
40	Diksha Goel	33	Assistant Professor	Female	M.A	84	Yes	01-08-2017	--	Regular
41	Madhura Mohan Nikalje	26	Assistant Professor	Female	LLM	59	Yes	19-10-2021	--	Regular
42	Nisha Jindal	42	Assistant Professor	Female	Ph.D	192	Yes	01-08-2017	--	Regular
43	KAMNA VAID	38	Assistant Professor	Female	MCA	175	Yes	02-10-2010	--	Regular
44	Vijay Pal Singh	53	Assistant Professor	Male	M.A	284	Yes	01-08-2011	--	Regular
45	Kshama Aggarwal	29	Assistant Professor	Female	M.A	48	Yes	16-08-2021	--	Regular
46	Nisha Singh	41	Assistant Professor	Female	Ph.D	158	Yes	28-11-2014	--	Regular
47	Sushila Gupta	57	Assistant Professor	Female	Ph.D	231	Yes	05-08-2003	--	Regular
48	Shifali Ahuja	38	Assistant Professor	Female	M.A	122	Yes	01-08-2016	--	Regular
49	Kamal Gupta	36	Assistant Professor	Male	Ph.D	107	Yes	01-10-2021	--	Regular



50	Anu Goyal	37	Assistant Professor	Female	M. Phil	122	Yes	12-07-2012	--	Regular
51	Taranpreet Kaur	32	Assistant Professor	Female	MBA	122	Yes	01-08-2014	--	Regular
52	Ekta Dargan	40	Assistant Professor	Female	Ph.D	148	Yes	02-08-2010	--	Regular
53	Smriti Sharma	28	Assistant Professor	Female	LLM	26	Yes	11-10-2022	--	Regular
54	Rashi Aggarwal	36	Assistant Professor	Female	MCA	162	Yes	30-07-2013	--	Regular
55	Arunima Bansal	29	Assistant Professor	Female	LLM	11	Yes	18-08-2021	--	Regular
56	Anuradha Asthana Singh	54	Assistant Professor	Female	LLM	216	Yes	15-07-2019	--	Regular
57	Shweta Rastogi	40	Assistant Professor	Female	M. Phil	207	Yes	23-07-2008	--	Regular
58	Mukesh Kalwani	39	Assistant Professor	Male	Ph.D	88	Yes	19-08-2021	--	Regular
59	Simran Kaur	34	Assistant Professor	Female	Ph.D	132	Yes	09-05-2022	--	Regular
60	Swati Bajaj Seth	32	Assistant Professor	Female	Ph.D	96	Yes	06-09-2021	--	Regular
61	Sunidhi Gupta	27	Assistant Professor	Female	LLM	29	Yes	01-03-2021	--	Regular
62	Neelam Nanda Prabhat	33	Assistant Professor	Female	M.A	122	Yes	19-08-2019	--	Regular
63	Jitender Vig	45	Assistant Professor	Male	MJ: Master of Journalism	264	Yes	03-09-2010	--	Regular
64	Kriti Johri	30	Assistant Professor	Female	LLM	71	Yes	30-09-2019	--	Regular
65	Varuna Kharbanda	34	Assistant Professor	Female	Ph.D	85	No	01-08-2018	13-08-2022	Regular
66	Parveen Malik	37	Assistant Professor	Male	LLM	122	Yes	01-03-2021	--	Regular
67	Nakul Anand	33	Assistant Professor	Male	MBA	135	Yes	24-06-2016	--	Regular
68	Deepak Dagar	45	Assistant Professor	Male	Ph.D	230	Yes	21-03-2003	--	Regular
69	Manoj Verma	41	Associate Professor	Male	Ph.D	240	Yes	28-07-2003	--	Regular
70	Rajni Malhotra Dhingra	47	Dean / Principal / Director / Vice Chancellor	Female	Ph.D	228	Yes	01-09-2020	--	Regular
71	Vijay Kumar Khurana	57	Professor	Male	Ph.D	360	Yes	07-07-2012	--	Regular
72	Kalpana Sharma	60	Assistant Professor	Female	M. Phil	131	Yes	08-08-2011	--	Adhoc / Contractual
73	Sangeeta Rawal	55	Associate Professor	Female	Ph.D	216	Yes	01-08-2004	--	Adhoc / Contractual
74	Sanjeev Kumar	49	Assistant Professor	Male	Ph.D	222	Yes	04-08-2005	--	Adhoc / Contractual
75	Rajeev Jain	51	Assistant Professor	Male	MBA	313	Yes	01-08-2012	--	Adhoc / Contractual
76	Nitin Walia	53	Assistant Professor	Male	MBA	372	Yes	04-01-2007	--	Adhoc / Contractual
77	Chirag Mittal	28	Assistant Professor	Male	MBA	16	Yes	15-03-2021	--	Adhoc / Contractual
78	Seema Saini	39	Assistant Professor	Female	MBA	16	Yes	15-03-2021	--	Adhoc / Contractual
79	Lalita Raheja	52	Assistant Professor	Female	MBA	214	Yes	15-03-2021	--	Adhoc / Contractual
80	Bhavna Saighal	44	Assistant Professor	Female	Ph.D	148	Yes	15-03-2021	--	Adhoc / Contractual



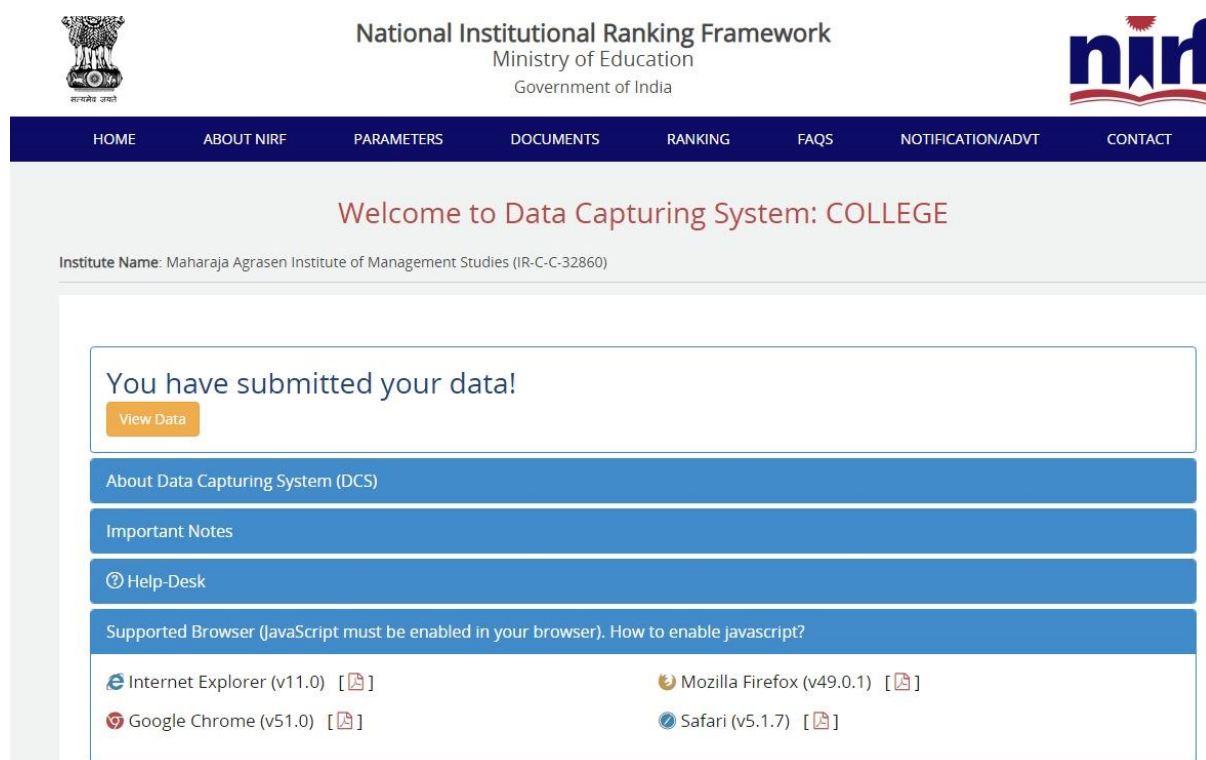
81	Ratika Sikand	35	Associate Professor	Female	Ph.D	152	Yes	01-07-2022	--	Adhoc / Contractual
82	Anjali gupta	26	Assistant Professor	Female	MBA	12	Yes	01-07-2022	--	Adhoc / Contractual
83	Neha Sharma	38	Assistant Professor	Female	MBA	185	Yes	01-07-2022	--	Adhoc / Contractual
84	Preeti Bansal	37	Assistant Professor	Female	Ph.D	120	Yes	29-07-2013	--	Regular
85	Vinay Kumar Bhatnagar	71	Assistant Professor	Female	Ph.D	540	Yes	28-07-2011	--	Adhoc / Contractual
86	Monica Sharma	47	Assistant Professor	Female	Ph.D	276	Yes	13-04-2021	--	Regular
87	Rachna Jain	38	Associate Professor	Female	Ph.D	180	Yes	25-07-2013	--	Regular
88	Durga Aryal	26	Assistant Professor	Female	M.COM	3	Yes	01-07-2022	--	Regular
89	Shreya Garg	23	Assistant Professor	Female	M.COM	7	Yes	01-07-2022	--	Regular
90	Sheetal Badesra	31	Assistant Professor	Female	Ph.D	7	Yes	01-07-2022	--	Regular
91	GULSHAN GUPTA	33	Assistant Professor	Male	Ph.D	99	Yes	01-07-2022	--	Regular
92	Priyanka Tyagi	37	Assistant Professor	Female	MJ: Master of Journalism	145	Yes	01-07-2022	--	Regular
93	Sumantra Sarathi Das	39	Assistant Professor	Male	M.A	180	Yes	01-07-2022	--	Regular
94	Deepa Kaushik	42	Associate Professor	Female	Ph.D	126	Yes	01-07-2022	--	Regular
95	Ananya Dutt	27	Assistant Professor	Female	LLM	37	Yes	01-07-2022	--	Regular
96	Preeti Goel	40	Assistant Professor	Female	LLM	120	Yes	01-07-2022	--	Regular
97	Deepak Bansal	27	Assistant Professor	Male	LLM	36	Yes	01-07-2022	--	Regular
98	Rajneet Bhatia	26	Assistant Professor	Female	LLM	1	Yes	01-07-2022	--	Regular
99	Meenakshi Gupta	23	Assistant Professor	Female	LLM	7	Yes	01-07-2022	--	Regular
100	Surya Saxena	25	Assistant Professor	Male	LLM	42	Yes	01-07-2022	--	Regular
101	Inderpal Singh	34	Assistant Professor	Male	M. Phil	126	Yes	28-07-2014	--	Regular
102	Neha Bhagat	34	Assistant Professor	Female	MJ: Master of Journalism	126	Yes	01-08-2019	--	Regular
103	Tanvi Gera	24	Assistant Professor	Female	LLM	21	Yes	01-10-2021	--	Regular
104	Akanksha Gupta	29	Assistant Professor	Female	LLM	46	Yes	01-03-2021	--	Regular
105	Anitha G	37	Assistant Professor	Female	Ph.D	168	Yes	08-06-2021	--	Regular
106	Shruti Sharma	40	Assistant Professor	Female	MCA	186	Yes	02-08-2010	--	Regular
107	Shaveta Gagneja	44	Associate Professor	Female	Ph.D	216	No	15-07-2019	13-10-2022	Regular
108	Deepak Sharma	41	Assistant Professor	Male	MBA	204	Yes	21-03-2021	--	Regular
109	Gyan Prakash Govil	71	Professor	Male	Ph.D	552	Yes	01-02-2018	--	Adhoc / Contractual
110	Suresh Kumar Garg	68	Professor	Male	Ph.D	528	Yes	13-08-2019	--	Adhoc / Contractual



Web Link of HEI participation on NIRF Portal:

<https://login.nirfindia.org/Declaration/Agree/ViewDCSData>

Screen shots of HEI participation on NIRF Portal:



The screenshot displays the NIRF Data Capturing System interface. At the top, the header includes the Government of India emblem, the text "National Institutional Ranking Framework Ministry of Education Government of India", and the NIRF logo. A navigation bar contains links: HOME, ABOUT NIRF, PARAMETERS, DOCUMENTS, RANKING, FAQs, NOTIFICATION/ADVT, and CONTACT. Below the header, a banner reads "Welcome to Data Capturing System: COLLEGE". Underneath, it states "Institute Name: Maharaja Agrasen Institute of Management Studies (IR-C-C-32860)". The main content area shows a confirmation message: "You have submitted your data!" with a "View Data" button. Below this are four blue buttons: "About Data Capturing System (DCS)", "Important Notes", "Help-Desk", and "Supported Browser (JavaScript must be enabled in your browser). How to enable javascript?". The supported browsers section lists: Internet Explorer (v11.0), Mozilla Firefox (v49.0.1), Google Chrome (v51.0), and Safari (v5.1.7), each with a download icon.


Director
Maharaja Agrasen Institute
of Management Studies
Sector 22, Rohini, Delhi-86





Welcome to Data Capturing System: COLLEGE

Institute ID: IR-C-C-32860

Institute Name: Maharaja Agrasen Institute of Management Studies

[Go Back](#)

[Generate PDF](#)

Full Report

Sanctioned (Approved) Intake

Academic Year	2021-22	2020-21	2019-20	2018-19	2017-18	2016-17
UG [3 Years Program(s)]	720	660	660	---	---	---

Total Actual Student Strength (Program(s) Offered by Your Institution)

(All programs of all years)	No. of Male Students	No. of Female Students	Total Students	Within State (Including male & female)	Outside State (Including male & female)	Outside Country (Including male & female)	Economically Backward (Including male & female)	Socially Challenged (SC+ST+OBC Including male & female)	No. of students receiving full tuition fee reimbursement from the State and Central Government	No. of students receiving full tuition fee reimbursement from Institution Funds	No. of students receiving full tuition fee reimbursement from the Private Bodies	No. of students who are not receiving full tuition fee reimbursement
UG [3 Years Program(s)]	1292	622	1914	1607	307	0	0	143	42	40	0	61

Placement & Higher Studies

UG [3 Years Program(s)]: Placement & higher studies for previous 3 years

Academic Year	No. of first year students intake in the year	No. of first year students admitted in the year	Academic Year	No. of students graduating in minimum stipulated time	No. of students placed	Median salary of placed graduates (Amount in Rs.)	No. of students selected for Higher Studies
(2017-18)	600	582	(2019-20)	562	112	328000 (Three lac twenty eight thousand)	172
(2018-19)	600	593	(2020-21)	566	121	368000 (Three lac Sixty Eight thousand)	181
(2019-20)	660	618	(2021-22)	583	132	416000 (four lac sixteen thousand)	196

Financial Resources: Utilised Amount for the Capital & Operational expenditure for previous 3 years

Financial Year	2021-22	2020-21	2019-20
----------------	---------	---------	---------


Director
Maharaja Agrasen Institute
of Management Studies
Sector - 22, Rohini, Delhi-86

